

CITY AND BOROUGH OF SITKA

FISCAL YEAR 2022

CONSOLIDATED OPERATING BUDGET



City and Borough of Sitka

PROVIDING FOR TODAY...PREPARING FOR TOMORROW

Coast Guard City, USA

April 29, 2021

Mayor Eisenbeisz, Assembly Members and Fellow Citizens of the City and Borough of Sitka,

In accordance with the provisions of Article XI, Section 11.02 of the Home Rule Charter of the City and Borough of Sitka, the Fiscal Year 2022 Consolidated Operating Budget of the City and Borough of Sitka is hereby presented for your approval.

The Last Year in Review

FY21 was a fiscal exercise like no other for the Sitka Assembly. The budgetary implications for FY21 were significant and had a direct impact on the Municipality's ability to offer governmental services and maintain its infrastructure. However, both the City and Borough of Sitka (CBS) and the Sitka School District (SSD) were able to manage their respective budgets with keen oversight and the utmost fiscal conservancy to prevent major reductions in services to residents and students.

The COVID-19 pandemic, paired with near record low fish returns for the summer of 2020, created economic shockwaves that will reverberate in Sitka for years to come. Fortunately, Coronavirus Aid, Relief, and Economic Security (CARES) Act funding of approximately \$14.1M and anticipated American Rescue Plan (ARP) Act funding helped Sitka citizens weather the financial storm and allowed the CBS to continue governmental services and delay only routine capital improvement projects. However, the gap widened between our actual funding for infrastructure and the increasing burden of deferred maintenance.

Navigating complicated Treasury guidelines and tight timelines, a CARES Working Group was established in the summer of 2020 to design a \$14.1M Federal spending program developed to meet the needs of the community following the economic downturn caused by COVID-19. The CARES Working Group developed a budget, drafted grant applications, and secured contracts with many businesses and non-profits to serve the community in the form of subsidies, direct grants, and social support programs. The following is a breakdown of how the funds were allocated:

- \$3.7M was provided to Sitka citizens in the form of utility and harbor subsidies.
- \$6M was provided to our businesses and non-profits through two phases of direct grants.
- \$2.3M was allocated to social support programs such as increasing childcare capacity, food distribution, mental health support, housing assistance, homeless support, and a transitional employment program.
- \$1M was retained by the CBS to address COVID-19 mitigation needs such as increased IT capabilities, sanitation efforts, and building modifications to allow for social distancing.

- \$430K was granted to the Sitka School District (SSD) for Americorps volunteers, sanitation efforts, and to provide laptops to students for remote learning during school closures.
- \$627,653 was allocated for contingency (with any unused funds in any category supporting public safety).

The loss of the 2020/2021 cruise seasons and a major reduction in the number of individual travelers led to an overall projected decrease in sales tax revenue to the CBS of approximately \$7M. Near record low fish returns exacerbated the economic downturn, severely impacted our fishing fleet, and further reduced CBS revenues. Local bed tax, raw fish tax, and fish box tax collection also saw significant reductions due to the confluence of these two significant economic drivers.

As a result of the sale of the business operations of the former Sitka Community Hospital to SouthEast Regional Health Consortium (SEARHC), the Municipality agreed to indemnify SEARHC against liabilities associated with the prior operation of the hospital. During due diligence procedures, it was determined that the former Sitka Community Hospital had over-compensated physicians resulting in Stark and Anti-Kickback violations. The Municipality self-reported this over-compensation to the Center for Medicare Services and the Office of the Inspector General (OIG). The Municipality received the best possible multiplier from the OIG in the settlement and released \$4.13M from the hospital sale escrow account to settle the violations. As SEARHC payments are required to be held in escrow until all SCH liabilities are closed, the General Fund had to advance (essentially loan) the funds to pay off the Stark liability, resulting in a reduced undesignated fund balance (unrestricted reserves).

Forecasting the FY21 budgetary implications of COVID-19, it was decided to recommend the cancellation of all General Fund funded capital projects to give the Municipality the flexibility to quickly make pandemic response related expenditures and continue to provide the most critical governmental services to the citizens of Sitka. Although emergency response outlays were moderate, and Sitka continues to receive Federal Emergency Management Agency (FEMA) reimbursement for those outlays, the Municipality will need to make significant efforts in closing the gap between deferred maintenance funding needs and the actual funding available to complete the maintenance.

Fortunately, there were a few bright sides to the economic impact of the pandemic. One of those was historically low interest rates. In early FY21, the CBS was able to refund its 2010 electric bonds at considerable savings (an average of over \$850,000 per year for the next 10 years), meaning that more working capital will be available to invest in the electric utility's substantial infrastructure.

Even with the intense budget pressure, and with the assistance of Federal CARES Funding, the City was able to balance level of services offered to our citizens with the local ability and desire to pay for those services.

Looking to the Future

Revenue streams are recovering, although not yet back to pre-pandemic levels, and much less maintaining the previous rate of growth. We expect to see an increase in bed tax and fish box tax collection due to the rebound of independent travelers. We are projecting only a slight

increase in sales tax revenues mainly due to the cancellation of the 2021 cruise season. It was projected that Sitka would have welcomed nearly 300,000 cruise passengers before the cancellation of the 2021 season, which equates to a loss of approximately \$106M tourism dollars, or nearly \$6.4M in sales tax revenue to the Municipality. As 1% of all seasonal sales tax revenues are dedicated to pay for general obligation bonded debt, the nearly \$2M decline in overall sales tax receipts from pre-pandemic levels is expected to reduce dedicated sales tax receipts for school debt by \$300K.

We are also projecting a slight increase in property tax revenue due to revaluation work on all properties in Sitka, including those owned by non-profit entities. The property tax revaluation process is required by the State.

In February 2021, the Assembly adopted the FY22 Legislative Priorities to use as a roadmap to drive our efforts with our State and Federal representatives. Those priorities seek the following:

- Funding to support Sitka's Working Waterfront, a project that consists of a new marine haul out and renovation of the City cold storage sea wall.
- Funding for Green Lake hydro generation plant renovation estimated at \$13 million.
- Continued State reimbursement of school bond debt at 70% as originally agreed to between Alaska and its local governments.
- Support for a right-sized and sustainable Alaska Marine Highway system.
- Funding for the Sitka Rocky Gutierrez Airport Terminal Improvements Project.
- Continued support for the transfer of State tidelands and uplands to the City of Sitka necessary for the construction of the Sitka Seaplane Base (SPB), and match-funding assistance from the State for the FAA's Airport Improvement Program Grant matching funds.
- Support for removal of FERC's use restrictions on the Green Lake Hydro parcel.
- Federal support for shore and utility infrastructure upgrades on Japonski Island necessary for the pending arrival of a Coast Guard Fast Response Cutter and the expansion of SEARHC to a regional healthcare hub.
- Financial assistance for a new multi-purpose building to house the Police Department and jail.
- Continued support for the State's Community Assistance Program to sufficiently offset unfunded mandates.
- Stable and predictable funding of school systems.
- Federal assistance for infrastructure repair deferred due to the financial strain of COVID-19.

With the addition of a Compliance Officer in Finance, the Municipality will not only move toward satisfying new General Accounting Standards Board (GASB) 87 mandated lease accounting requirements but will also continue making progress on enforcement of sales tax, property tax, Sitka General Code (SGC) provisions, debt collection, lease compliance, and upholding contractual obligations. The public perception is that the CBS does not follow through with enforcement of its own policies which leads to lost revenues and perpetuates bad business and unfair practices. We will continue to use our Charter, Sitka General Code, Federal and State regulations (where applicable), lease agreements, and contracts as our guiding documents and policies to ensure we are doing business fairly and applying regulations appropriately.

Significant planning initiatives will be pursued to ensure the Municipality has some guiding documents to provide for the most efficient use of municipal funds and resources in meeting community-driven needs. All planning will start with a thorough review of the Charter required Comprehensive Plan. There is great value in developing a Comprehensive Fiscal Policy to set boundaries and expectations for our citizens and prevent spikes in future tax and rate burdens on the citizen. All fund-level Mater Plans will go through periodic reviews to ensure capital needs are planned for and funded accordingly to prevent reactionary, and often expensive, infrastructure repairs. Most importantly, we will be seeking outside consultant support in developing a 5-year Strategic Plan, with Assembly guidance, to steer CBS staff in the performance of the Assembly's short-term vision for the Municipality. The Strategic Plan will solidify our mission, vision, goals, and objectives that will drive action items for staff. We will measure our performance against the prescribed goals and objectives and provide feedback to the community through metrics and performance scorecards.

In March 2020, the Municipality began the application process for a low interest rate USDA loan to begin phase one of a major, three-phase renovation of the Green Lake hydrogeneration facility. The loan is nearly finalized, and phase-one construction began on April 19, 2021. Green Lake provides about half of Sitka's electricity and the power plant is due for a maintenance overhaul, which essentially has not been addressed in its nearly 40-year life span.

Our budget includes a slight increase for contracted services to assist city staff with the pending workload to address expansion efforts of both SEARHC and the U.S. Coast Guard (USCG). SEARHC's proposed medical campus will bring much needed revenue into the municipality and the electric utility. Additionally, the USCG will increase its presence in Sitka by positioning an additional vessel with permanent moorage here, but their current facility needs major infrastructure improvements and modifications. The added infrastructure, along with increases in personnel, housing and services will bring more revenues into the City.

We are continuing to aggressively pursue solutions to our Working Waterfront project by exploring and applying for grant opportunities to build our own facilities, researching privatization, or leasing the land for a public-private partnership. Both a Marine Haul Out and Marine Service Center are vital to Sitka commerce and our commercial fishing fleet. Sitka's only vessel haul out is privately owned and closure is imminent. Sitka is seeking development of a haul out at its Industrial Park at an estimated cost of \$8 million. The bulkhead wall that supports our Marine Service Center and community cold storage is failing and must be renovated at an estimated cost of \$8.3 million.

Sitka's application for conveyance of submerged and tidelands for the construction of the new Seaplane Base (SPB) received preliminary approval from DNR. Upon completion of the Environmental Assessment, the City will proceed with the application process for conveyance of the submerged and tidelands. The City has been working with the DEED, the U.S. Coast Guard, and FAA for the purchase from the State of the upland parcel necessary for the construction of the SPB. The estimated project cost to design, permit, and construct the new SPB is \$19.5 million. Sitka anticipates receiving Federal funding through FAA Airport Improvement Program Grants, which require 6.25% matching funds or roughly \$1.2 million.

FY21 Budget Comments

Given the challenges presented in the FY21 budget year, we are presenting a budget that focuses on our core functions as provided in the Home Rule Charter – Public Safety, Public Works, and Education. Any budget items that did not fit cleanly within our core functions, we presented as options for the Assembly to consider. After many productive budget sessions with the Assembly, we are presenting a budget that maintains the same level of services from FY21 but adds a few new projects to address inefficiencies. Our goal this year is to move toward a centralization of services to eliminate stovepipes within municipal government and operate more efficiently across departments. This budget is presented as a \$1.87M deficit budget but will be covered by a >\$1.5M FY21 projected budget surplus and our \$3.8M in General Fund unrestricted reserves.

Our budget does propose service fee increases in our electric, water, and wastewater utilities that are consistent with the annual rate of inflation and necessary to keep the fund healthy – not make a profit. Larger rate increases are proposed for the solid waste and harbor funds due to specific financial considerations. There is increased pressure from our solid waste contractor to install costly compaction and bailing equipment, however the CBS is continuing to perform in accordance with the existing contract and will entertain those upgrades when it is in the best interest of the citizens of Sitka. Knowing that increased solid waste shipping costs and infrastructure upgrades will effectively be passed on to the rate payer, and although we are confident in our current position of addressing fire risk in solid waste, it cannot be ignored that the potential exists for the Municipality to rapidly secure an alternative solution to solid waste if our prime contractor breaches their contract.

The City's local contribution to education for FY22 to SSD is equivalent to the "cap" funding plus 100% of Secure Rural Schools (SRS) funding, should it be authorized. Total funding would equate to approximately \$8,264,150 assuming a \$500K SRS disbursement (\$7,764,150 + \$500,000).

Centralized Purchasing is specified in Article XI of the Home Rule Charter, and we have slightly reorganized and added a new staff position to pursue this efficiency. The previous addition of a Compliance Officer was necessary to meet the requirements of GASB 87 lease accounting and compliance. With the addition of a Procurement Specialist in the Finance Department, the City is poised to centralize our procurement process leading to strict adherence and oversight of a standard policy to ensure funds are spent appropriately and locally as allowed by Municipal, Federal, and State procurement codes.

Towards the end of FY21 we anticipate completing a taxable advance refunding—the first in the history of the Alaska Municipal Bond Bank. Due to the historically low interest rates, an advance refunding of existing bond issuances, as well as refinancing AEA funding that originally was used for the Green Lake dam could result in net present value savings of between \$1.7 to >\$6M, depending on interest rates.

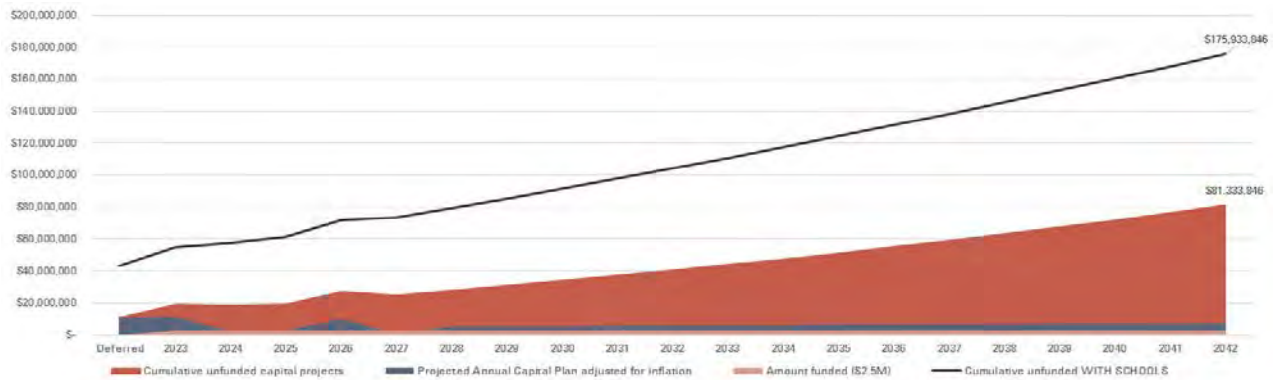
The FY21 budget contains employee salary increases that are programmatic due to collective bargaining agreements, that are identified in the Sitka General Code, or were necessary to recruit and retain qualified employees in hard to fill positions. The City of Sitka continues to have difficulties in recruiting and retaining qualified employees especially in the Electric and Public Works Departments. Electric Line Workers wages were increased slightly to encourage more local employment rather than paying outside temporary employees to do the necessary work at a substantial premium. Due to our inability to recruit new Line Workers, during the past 12 months the department has paid for more than 2400 hours of temporary Line Worker wages while

maintaining an undersized crew. By recruiting and retaining our own local workforce of Line Workers, we reduce our hourly expense and ensure wages are earned by people who live and spend money in Sitka.

Capital Improvement Program

Sitka continues to invest in its future by constructing important improvements to municipal assets. Recent projects include a major upgrade of Crescent Harbor, Degroff Street, Nelson Logging Road, and South Lincoln Street Lift Station, and a major renovation of the wastewater treatment plant; despite COVID challenges these projects were all completed on or ahead of schedule and within budget. The Crescent Harbor project highlights staff’s ingenuity in completing a project of this magnitude within the grant required 18-month period. This year’s projects include major upgrades of the Brady Lift Station, a new Critical Secondary Water system, Peterson Fish Passage Improvement, Knutson Drive, Crescent Harbor High Load Dock and phase one of a major maintenance upgrade to the 39-year-old Green Lake hydrogeneration facility (a top project for the City of Sitka in FY21). The first phase of the Green Lake maintenance project is funded by a low interest rate USDA loan for \$4M, however no funding has been identified for the remaining phases of the cumulative \$13M project.

General Fund routine maintenance on existing infrastructure continues to be a challenge as revenue sources have remained relatively level. Without \$5M to 7M per year invested in our infrastructure, the deferred maintenance costs will increase as expenditures remain flat, further widening the gap. The General Fund deferred maintenance is currently estimated to be approximately \$11M excluding schools. That has increased approximately \$5M since FY19 due to reduced infrastructure investment over the same period. Below is the “alligator chart” showing our projections:



Maximum effort is being made to identify Federal and State sources of revenue in order to finance our most critical projects and those identified in the FY22 Legislative Priorities mentioned above. Of particular interest is Federal stimulus funding that may be available to address our infrastructure needs; specifically, the “Build Back Better” tone of the recent America Rescue Plan Act. However, Sitka has been forced to rely upon debt acquisition to fund needed improvements. City staff will be reviewing and updating our infrastructure Master Plans to develop long-range strategies to address infrastructure renovations.

In early 2021, we hired a Public & Government Relations Director for the specific purpose of working closely with our lobbying firm in Washington D.C. This position is dedicated to exploring and pursuing every possible source of Federal or State grant funding or low interest loan opportunities for Sitka's capital project needs.

The City of Sitka mid to long-range Capital Improvement Program is included within this budget document.

Summary

As we slowly recover from the economic downturn following the COVID-19 pandemic, it is imperative that we focus on core requirements to ensure the continued health of our financial position. Stark defense of Sitka's liquidity position is the sole reason we were able to adjust to last year's emergency and prepare to address another low tourism season.


The key challenge facing the City and Borough of Sitka continues to be the alignment of governmental services and assistance desired by citizens and partners of the Municipality with sustainable revenue streams to not only pay for the operating costs of those services, but also to provide for maintenance and replacement of the infrastructure and assets to provide those services.

Our municipal government continues to provide a comprehensive and complex array of services to our citizens (above and beyond Public Safety, Public Works, and Education) through the collective efforts of our elected Assembly and our dedicated municipal employees. As revenue remains flat due to no public appetite for increasing the tax burden to provide for increases in governmental support and services, the Municipality must find ways to be more efficient. Our efforts this year will focus on mid to long-range planning, standardization of processes, and centralizing services. It is imperative that we no longer place our infrastructure needs secondary behind non-core governmental services and begin to aggressively address closing the gap between the need and actual expenditures. Continued enforcement of Sitka General Code will lead to a more business friendly atmosphere by exhibiting fairness to all citizens.

The financial condition of the City and Borough of Sitka remains stable but will take some time to build back to appropriate levels of unrestricted reserve funding after a year of experiencing such drastic revenue reductions following the COVID-19 pandemic. We will continue to provide the best possible service to Sitkans while carefully managing the resources they give us to do the job.

Service – Honesty – Respect

Respectfully submitted,



John M. Leach
Municipal Administrator

CITY AND BOROUGH OF SITKA

ORDINANCE NO. 2021-09

**AN ORDINANCE OF THE CITY AND BOROUGH OF SITKA
ADOPTING BUDGETS AND CAPITAL IMPROVEMENT PLAN FOR THE GENERAL FUND,
INTERNAL SERVICE FUNDS, AND SPECIAL REVENUE FUNDS
FOR THE FISCAL YEAR JULY 1, 2021 THROUGH JUNE 30, 2022**

BE IT ENACTED by the Assembly of the City and Borough of Sitka, Alaska as follows:

1. CLASSIFICATION. This ordinance is not of a permanent nature and is not intended to be a part of the Sitka General Code of the City and Borough of Sitka, Alaska.

2. SEVERABILITY. If any portion of this ordinance or any application thereof to any person or circumstance is held invalid, the remainder of this ordinance and application thereof to any person and circumstances shall not be affected thereby.

3. PURPOSE. The purpose of this ordinance is to set forth budgetary requirements for the operation of the various divisions, departments and organizations of the City and Borough of Sitka for Fiscal Year 2022.

4. ENACTMENT. NOW THEREFORE, BE IT ENACTED by the Assembly of the City and Borough of Sitka, Alaska that the following expenditure budgets (see below) for the fiscal period beginning July 1, 2021 and ending June 30, 2022 and related capital improvement plan (included in the FY2022 Administrator's Budget) are hereby adopted as follows:

	<u>REVENUE</u>	<u>EXPENDITURE BUDGET</u>		
<u>GENERAL FUND</u>	REVENUE	OPERATIONS	CAPITAL/ TRANSFER	TOTAL
General Fund	\$ 27,468,113	\$ 29,270,640	\$ 63,500	\$ 29,334,140

<u>INTERNAL SERVICE FUNDS</u>	REVENUE	OPERATIONS	CAPITAL/ TRANSFER	TOTAL
Information Technology Fund	\$ 1,514,123	\$ 1,953,315	\$ -0-	\$ 1,953,315
Central Garage Fund	\$ 1,906,621	\$ 1,351,547	\$ 117,000	\$ 1,468,547
Building Maintenance Fund	\$ 733,904	\$ 920,122	\$ 300,000	\$ 1,220,122

<u>SPECIAL REVENUE FUNDS</u>	REVENUE	OPERATIONS	CAPITAL/ TRANSFER	TOTAL
Pet Adoption Fund	\$ 4,750	\$ 15,000	\$ -0-	\$ 15,000
Sitka Forfeiture Fund	\$ 1,000	\$ 50,000	\$ -0-	\$ 50,000
Library Building Fund	\$ 500	\$ 1,000	\$ -0-	\$ 1,000

Southeast Alaska Economic Development Fund	\$ 50,000	\$ 50,000	\$ -0-	50,000
GPIP Contingency Fund	\$ 11,000	\$ 281,000	\$ -0-	\$ 281,000
Sitka Community Hospital Dedicated Fund	\$ 1,548,000	\$ 1,451,319	\$ -0-	\$ 1,451,319
Student Activities Travel Fund	\$ 2,700	\$ 10,500	\$ -0-	\$ 10,500
Fisheries Enhancement Fund	\$ 30,600	\$ 30,600	\$ -0-	\$ 30,600
Utility Subsidization Fund	\$ 39,000	\$ 72,000	\$ -0-	\$ 72,000
Commercial Passenger Vessel Excise Tax Fund	\$ 12,000	\$ 125,000	\$ 15,000	\$ 140,000
Visitor Enhancement Fund	\$ 486,000	\$ 464,489	\$ -0-	\$ 464,489
Revolving Fund	\$ 24,000	\$ 18,300	\$ -0-	\$ 18,300
Guarantee Fund	\$ 6,000	\$ 6,000	\$ -0-	\$ 6,000
Cemetery Fund	\$ 2,000	\$ 2,000	\$ -0-	\$ 2,000
Rowe Trust Fund	\$ 4,500	\$ 4,500	\$ -0-	\$ 4,500
Library Endowment Fund	\$ 4,000	\$ -0-	\$ 35,000	\$ 35,000
Bulk Water Fund	\$ 11,500	\$ -0-	\$ 30,000	\$ 30,000
Seasonal Sales Tax/School Bond Debt Service Fund	\$ 2,066,719	\$ 2,402,115	\$ -0-	\$ 2,402,115
<u>PERMANENT FUND</u>				
Permanent Fund	\$ 372,000	\$ 52,800	\$ 1,145,554	\$ 1,198,354


<u>GENERAL FUND CAPITAL PROJECT FUND</u>	REVENUE	OPERATIONS	CAPITAL /TRANSFER	TOTAL
General Capital Project Fund	\$ 464,000	\$ -0-	\$ 464,000	\$ 464,000

EXPLANATION

Details of individual budgets and capital improvement plans are contained in the FY2022 Administrator's Budget. Support to the Sitka School District has been included in the General Fund Expenditures. Budgeted amounts for all funds include revenue, operating expenditures and new capital appropriations. This ordinance fulfills the requirements of Section 11.08 of the Home Rule Charter of the City and Borough of Sitka regarding annual adoption of a capital improvements program.


5. EFFECTIVE DATE. This ordinance shall become effective on July 1, 2021.

PASSED, APPROVED, AND ADOPTED by the Assembly of the City and Borough of Sitka, Alaska this 25th day of May 2021.



Steven Eisenbeisz, Mayor

ATTEST:



Sara Peterson, MMC
Municipal Clerk

1st reading: 5/11/2021

2nd and final reading: 5/25/2021

Sponsor: Administrator

CITY AND BOROUGH OF SITKA

ORDINANCE NO. 2021-10

**AN ORDINANCE OF THE CITY AND BOROUGH OF SITKA
ADOPTING THE BUDGET AND CAPITAL IMPROVEMENT PLAN FOR ALL ENTERPRISE FUNDS
FOR THE FISCAL YEAR JULY 1, 2021 THROUGH JUNE 30, 2022, AMENDING RATES IN TITLE 15
"PUBLIC UTILITIES" OF THE SITKA GENERAL CODE AND ADOPTING MOORAGE RATES AND
OTHER HARBOR FEES**

BE IT ENACTED by the Assembly of the City and Borough of Sitka, Alaska as follows:

1. CLASSIFICATION. The budget portion of this ordinance and moorage rates and other harbor fees are not of a permanent nature and is not intended to be a part of the Sitka General Code of the City and Borough of Sitka, Alaska; however, the portion of this ordinance that amends the Sitka General Code, sections 15.01.020 (Electrical rates), 15.05.620 (Water rates and fees), 15.04.320 (Wastewater rates and fees), and 15.06.030/15.06.035 (Solid waste rates) by increasing rates and fees is of a permanent nature and is intended to become a part of the Sitka General Code.

2. SEVERABILITY. If any portion of this ordinance or any application thereof to any person or circumstance is held invalid, the remainder of this ordinance and application thereof to any person and circumstances shall not be affected thereby.

3. PURPOSE. The purpose of this ordinance is to set forth budgetary requirements and a capital improvement plan for the operation of the various divisions, departments and organizations of the City and Borough of Sitka for Fiscal Year 2022.

4. ENACTMENT. NOW THEREFORE, BE IT ENACTED by the Assembly of the City and Borough of Sitka, Alaska that the following expenditure budgets (see below) for the fiscal period beginning July 1, 2021 and ending June 30, 2022 and related capital improvement plan (included in the FY2022 Administrator's Budget) are hereby adopted:

	<u>REVENUE</u>	<u>EXPENDITURE BUDGET</u>		
<u>ELECTRIC FUND</u>	REVENUE	OPERATIONS	CAPITAL/ TRANSFER	TOTAL
Electric Fund	\$ 18,783,842	\$ 25,983,652	\$ 1,655,000	\$ 27,638,652
Electric Capital Project Fund	\$ 1,655,000	\$ -0-	\$ 1,655,000	\$ 1,655,000
<u>WATER FUND</u>				
Water Fund	\$ 3,087,770	\$ 3,606,551	\$ 20,000	\$ 3,626,551
Water Capital Project Fund	\$ 20,000	\$ -0-	\$ 20,000	\$ 20,000
<u>WASTEWATER FUND</u>				
Wastewater Fund	\$ 3,790,047	\$ 4,192,562	\$ 460,000	\$ 4,652,562
Wastewater Capital Project Fund	\$ 460,000	\$ -0-	\$ 460,000	\$ 460,000
<u>SOLID WASTE FUND</u>				
Solid Waste Fund	\$ 4,807,355	\$ 5,721,150	\$ 70,000	\$ 5,791,150
Solid Waste Capital Project Fund	\$ 70,000	\$ -0-	\$ 70,000	\$ 70,000
<u>HARBOR FUND</u>				
Harbor Fund	\$ 3,524,752	\$ 5,102,738	\$ 3,657,000	\$ 8,759,738

Harbor Capital Project Fund	\$ 3,657,000	\$ -0-	\$ 3,657,000	\$ 3,657,000
<u>AIRPORT TERMINAL FUND</u>				
Airport Terminal Fund	\$ 722,775	\$ 964,804	\$ -0-	\$ 964,804
Airport Terminal Capital Contingent on State/Federal Funding	\$ 5,576,962	\$ -0-	\$ 5,576,962	\$ 5,576,962
<u>MARINE SERVICE CENTER FUND</u>				
Marine Service Center Fund	\$ 285,045	\$ 237,166	\$ 15,000	\$ 252,166
<u>GARY PAXTON INDUSTRIAL PARK FUND</u>				
Gary Paxton Industrial Park	\$ 184,536	\$ 681,478	\$ 15,000	\$ 696,478
Gary Paxton Industrial Park Capital Fund	\$ 270,000	\$ -0-	\$ 270,000	\$ 270,000

EXPLANATION

Details of individual budgets and capital improvement plans are contained in the FY2022 Administrator's Budget. Budgeted amounts for all funds include revenue, operating expenditures and new capital outlays. This ordinance fulfills the requirements of Section 11.08 of the Home Rule Charter of the City and Borough of Sitka regarding annual adoption of a capital improvements program. Included in this ordinance are rate increases for electric service (2.5% PER kWh), Water (2%), Wastewater (2%), and solid waste (4.5%/2.5% for transfer station drop offs), and moorage (5%). While moorage rates are required to be adopted by resolution (one reading), they are included with this budget ordinance for consistency and will be read twice.

* * *

**TITLE 15
PUBLIC UTILITIES**

**CHAPTER 15.01
ELECTRIC UTILITY POLICIES**

* * *

15.01.020 Electrical rates.

A. All electric rates are subject to sales tax if applicable. These rates are effective for all electricity billed after July 1, 2021, regardless of when electricity was consumed.

The assembly shall consider annually an adjustment to the electric rates, based on the Consumer Price Index, at a time when any adjustment could be made effective July 1st of the year applied. An adjustment, if any, shall be based on the prior year annual report for the municipality of Anchorage, Alaska, from the United States Department of Labor and Workforce Development, Consumer Price Index, and determined to be the percent change to the current year from the percent change of the prior year, and will be effective July 1st of any year applied. The first such adjustment date may be July 1, 2018.

B. Residential Services.

1. Applicable to all residential customers for all uses in the home or residence, subject to the rules and

regulations and customer services policies of the city and utility.

2. Energy Charges.

All kWh from the first billing cycle in November through the last billing cycle in April.	\$0. 1224 <u>.1255</u> per kWh
All kWh from the first billing cycle in May through the last billing cycle in October.	\$0. 1958 <u>.2007</u> per kWh
Customer charge is \$20.48 per month.	

C. General Service – Small.

1. Applicable to all nonresidential customers for all uses, including lighting, heating and power, when the electricity consumed in the preceding twelve months is less than one hundred thousand kWh and has measured demand of less than fifty Kw, Subject to the rules, regulations and customer service policies of the utility and the city. Typical customers in this class could include: restaurants, retail vendors, churches, fueling stations, and service industries.

2. Energy Charges.

All kWh from the first billing cycle in November through the last billing cycle in April.	\$0. 1204 <u>.1234</u> per kWh
All kWh from the first billing cycle in May through the last billing cycle in October.	\$0. 1918 <u>.1966</u> per kWh
Customer charge is \$40.95 per month.	

3. Demand Charges.

First 25 kW	No charge
Over 25kW	\$5. 99 <u>6.14</u> per kW

D. General Service – Large.

1. Applicable to all nonresidential customers for all uses, including lighting, heating and power, when the electricity consumed in the preceding twelve months is equal or greater than one hundred thousand kWh or has a measured demand equal to or greater than fifty kW, subject to the rules, regulations and customer and customer service policies of the utility and the city. Typical customers in this class could include: grocery stores, industrial users, and seafood processing facilities.

1. Energy Charges.

All kWh	\$ 0.1479 <u>.1516</u> per kWh
Customer charge is \$63.00 per month.	

2. Demand Charges.

First 25 kW	No charge
Over 25 kW	\$ 6.00 <u>6.15</u> per kW

E. General Service – Public Authority.

1. Applicable to all noncommercial and nonresidential customers for all uses, including lighting, heating and power, subject to the rules, regulations and customer service policies of the utility and the city. Typical customers in this class could include: schools, tribal governments, and other public government buildings.

2. Energy Charges.

All kWh	\$ 0.1499 <u>.1536</u> per kWh
Customer charge is \$47.25 per month.	

3. Demand Charges.

First 25 kW	No charge
Over 25 kW	\$ 6.00 <u>6.15</u> per kW

F. Boat Service.

1. Applicable to separately metered boats, lights, heaters, pumps or other uses.

2. Energy Charges.

All kWh from the first billing cycle in November through the last billing cycle in April.	\$ 0.1224 <u>.1255</u> per kWh
All kWh from the first billing cycle in May through the last billing cycle in October.	\$ 0.1958 <u>.2007</u> per kWh
Customer charge is \$20.48 per month.	

G. Street and Security Light Service.

1. The utility will only install, at the expense of the customer, yard or security lights which can be attached to existing poles which are the property of the utility.

2. Rate per Month. This fee is in addition to the actual installation charges required for installing the desired fixtures.

Monthly unmetered street or security light energy rate is calculated as follows:

(0.482 kWh per lamp watt) times (the wattage of the lamp)=kWh per month.	
Example: 0.482 kWh x 100 watt lamp = 48 kWh per month.	
Monthly energy rate is: kWh per month times \$0.2003 per kWh.	
48 kWh per month x \$0.2003/kWh = \$9.61 per month energy rate.	
Typical lamp energy rates:	
70 watt	\$ 6.75 <u>6.92</u> per month
100 watt	\$ 9.61 <u>9.85</u> per month
150 watt	\$ 14.40 <u>14.76</u> per month
175 watt	\$ 16.83 <u>17.25</u> per month
250 watt	\$ 24.03 <u>24.63</u> per month
400 watt	\$ 38.64 <u>39.61</u> per month
1,000 watt	\$ 96.52 <u>98.93</u> per month

* * *

**CHAPTER 15.04
SEWER SYSTEM**

* * *

15.04.320 Rates and fees.

A. Base rate: Sixty ~~four~~ five dollars and ~~nineteen~~ forty-seven cents per unit per month.

* * *

B. Sewer Service in Conjunction with Metered Water.

1. General Sewer Service in Conjunction with Metered Water. Minimum charge: one times the unmetered sewer base plus three dollars and ~~forty-seven~~ fifty-three cents per one thousand metered gallons.

* * *

2. Gary Paxton Industrial Park. Treated wastewater, metered: minimum charge of ~~one hundred twenty-six dollars and eighty-nine~~ one hundred twenty-nine dollars and forty-three cents per month.

a. Treated wastewater, metered: three dollars and ~~seventy-nine~~ eighty-seven cents per one thousand gallons water use.

* * *

**CHAPTER 15.05
WATER SYSTEM**

* * *

15.05.620 Water rates and fees

A. Unmetered Water. Base rate: ~~Fifty dollars and forty-four cents~~ Fifty-one dollars and forty-five cents per unit.

* * *

B. Metered Water Service.

1. General Metered Water Service.

Meter Size	Allowance (GAL)	Minimum
------------	-----------------	---------

		Charge
Up to 1"	15,000	\$71.91 73.35
2"	50,000	\$157.71 160.86
3"	100,000	\$236.55 241.28
4"	250,000	\$473.09 482.55
6" and above	500,000	\$946.21 965.13

All over allowance charged at minimum charge plus one dollar and ~~fifty-seven~~ sixty cents per one thousand gallons. The over allowance charged at minimum charge plus ~~three~~ four cents per one thousand gallons will apply to major fish processing plants (Seafood Producers Cooperative, Sitka Sound Seafoods, Inc., aka North Pacific Seafoods, and Stikine Holdings, LLC, aka Silver Bay Seafoods).

2. Gary Paxton Industrial Park.

a. Metered water one hundred ~~fifty-seven~~ sixty dollars and ~~seventy-one~~ eighty-six cents per month minimum.

i. Treated water: three dollars and ~~fifteen~~ twenty-one cents per one thousand gallons.

ii. Treated water, fish processing use: two dollars and ~~thirty-nine~~ forty-four cents per one thousand gallons.

iii. Raw water for heating: one dollar and two cents per one thousand gallons.

iv. Raw water for industrial processing: one dollar and ~~forty-two~~ forty-five cents per one thousand gallons.

v. Raw water for water bottling at Gary Paxton industrial park: in container sizes of five gallons or less: two dollars and ~~six~~ ten cents per one thousand gallons.

vi. Raw water for bottling at Gary Paxton industrial park in container sizes greater than five gallons: one cent per gallon.

C. Curb Stop/Service Valve Operation Fee. Except for the initial turn-on that occurs when property is first connected to the municipal water system, each customer or applicant for service shall pay a fee of fifty-nine dollars and fifty cents for turning on or turning off the water service to the property. The fee shall be paid for each turn-on and turn-off whether at the customer's or applicant's request or due to nonpayment for water services. The water service to a property may not be turned on unless all water system fees associated with the property have been paid in full.

D. Fire Hydrant Use Fee. Provided in Section 15.05.590.

E. Connection fee. Seven hundred seventy-five dollars per connection.

* * *

CHAPTER 15.06

SOLID WASTE TREATMENT AND REFUSE COLLECTION

* * *

15.06.020 Solid waste disposal policy and rates.

* * *

C. Fees and policies applicable to specific solid waste categories.

1. Junk automobiles and small trucks (three quarter ton or smaller) may be delivered to Gary Paxton Industrial park (GPIP) scrap yard at a rate of ~~4.2~~ 4.39 cents per pound.

finance director	
For those customers living within the harbor system	\$56.29 <u>58.82</u> per month
For those customers living on an island other than Baranof or connected by bridge to Baranof who do not receive any service from the refuse collection contractor	\$27.83 <u>29.08</u> per month

C. Rates shall be reviewed annually in January by the assembly.

* * *

15.06.045 Transfer station drop-off charges and special refuse collection charges.

A. Refuse may be dropped off directly at the municipal transfer station during operating hours by any individual or entity. Each residential solid waste utility customer receiving municipal solid waste collection and disposal services shall be entitled to dispose of up to two hundred pounds of solid waste per month at the transfer station free of charge. All other refuse disposed of directly at the municipal transfer station shall be billed the rate of ~~14~~ 14.35 cents per pound.

* * *

**ADOPTING PERMANENT AND TEMPORARY MOORAGE RATES AND
OTHER HARBOR FEES AND CHARGES:**

Permanent Moorage (effective July 1, 2021)

Vessels 20 feet in length and under \$2.98 per foot per month, if owners pay in advance for one year.
All other Vessels \$3.99 per foot per month

Transient Moorage (effective July 1, 2021)

Vessels up to eighty feet in length \$1.24 per foot per day.
Vessels eighty-one feet to one hundred fifty feet in length \$2.11 per foot per day.
Any vessel greater than one hundred fifty feet in length \$3.17 per foot per day.
A 25% credit in daily transient moorage will be given to any commercial vessel actively loading or unloading fish and which produces a fish ticket or processor contract. The credit will be good for up to 10 days per fish ticket or contract.

Monthly Transient Permit Moorage (effective July 1, 2021)

Monthly up to one hundred fifty feet in length \$21.22 per foot of overall length.
Vessels over one hundred fifty feet in length \$31.82 per foot of overall length.

Eliason Harbor end ties (effective July 1, 2021)

All vessels \$3.66 per foot per day.

Vessel Wait List

Vessels on the wait list shall be charged \$3.99 per foot of the overall vessel length, per month, payable in advance, quarterly. The fee paid to get on the wait list is equal to a quarter's moorage and is non-refundable and does not get applied to moorage.

2. Trucks larger than three-quarter ton, larger vehicles, heavy equipment, and old trailers shall be billed at a rate of ~~7.4~~ 7.73 cents per pound.
3. Mixed scrap metals including steel shall be billed at a rate of ~~10.5~~ 10.97 cents per pound. Sorted scrap iron and other metals excluding steel shall be billed at a rate of six cents per pound. Inclusion of any amount of steel within an individual delivery of scrap metal to the municipal scrap yard shall deem it to be a mixed scrap metal delivery to be billed at the mixed scrap metal rate.
4. Fuel tanks must be cleaned and cut into pieces less than five feet by twelve feet (if over five hundred gallons) prior to delivery to the GPIP scrap yard.
5. Freezers, refrigerators, and air conditioning units shall be billed a rate of ~~twenty-three dollars and ten~~ twenty four dollars and fourteen cents each.
6. All other appliances or white goods besides freezers, refrigerators, and air conditioning units shall be billed at a rate of ~~7.2~~ 7.52 cents per pound
7. Tires off of large trucks and heavy equipment may be delivered to the transfer station or GPIP scrap yard and shall be billed at a rate of ~~twenty-nine dollars and forty~~ thirty dollars and seventy-two cents each.
8. No construction and demolition debris shall be disposed of at any Sitka landfill unless otherwise authorized by the director of public works.
9. Household hazardous or special waste may be disposed of during normal business hours at the GPIP scrap yard. Commercially generated household hazardous waste will not be accepted at any time.
10. Concrete and asphalt disposal shall be billed at a rate of ~~thirteen dollars and seventy~~ fourteen dollars and thirty-two cents per cubic yard.
11. Concrete and asphalt disposal is by appointment only with the public works superintendent.
12. Asbestos disposal shall be billed at a rate of ~~sixty-two~~ sixty-four dollars and seventy-nine cents per cubic yard.

* * *

15.06.035 Rates for treatment and collection.

A. The following rates are effective on the day after the day a solid waste user fee ordinance containing such fees is passed:

48-gallon container	\$37.03 <u>38.70</u> per month
96-gallon container	\$62.21 <u>65.01</u> per month
300-gallon container	\$251.83 <u>263.16</u> per month

B. These rates are for one container that the refuse collection contractor picks up once a week. For customers that fall into one of the following three categories, the rates for treatment and collection will be:

For those customers in apartment complexes or other unique situations identified on the list maintained by the	\$56.29 <u>58.82</u> per month
--	---

Other Fees (effective July 1, 2021)

Permanent Float Plane rate:
\$262.50 per quarter.

Transient Float Plane rate:

Float Plane rate is \$23.81 per day or portion of a day (no charge if moored under one hour)

Garbage – Commercial dumpster - \$263.16

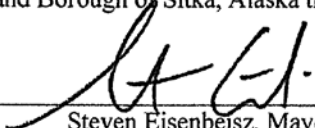
Cruise Ship Tender and Security Fees

Tender Fee:
\$1,328.42 per ship per day

Security Fee:
\$525 per day

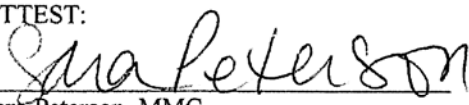
5. EFFECTIVE DATE. This ordinance shall become effective on July 1, 2021.

PASSED, APPROVED, AND ADOPTED by the Assembly of the City and Borough of Sitka, Alaska this 25th day of May, 2021.



Steven Eisenbeisz, Mayor

ATTEST:



Sara Peterson, MMC
Municipal Clerk

1st reading: 5/11/21

2nd reading and final: 5/25/21

City and Borough of Sitka

Sitka, Alaska

MISSION

To assure quality public services that provide for the well-being of the citizens of the City and Borough of Sitka. To provide the best *service, budget management, and planning* for the future of our community.

OVERALL GOALS

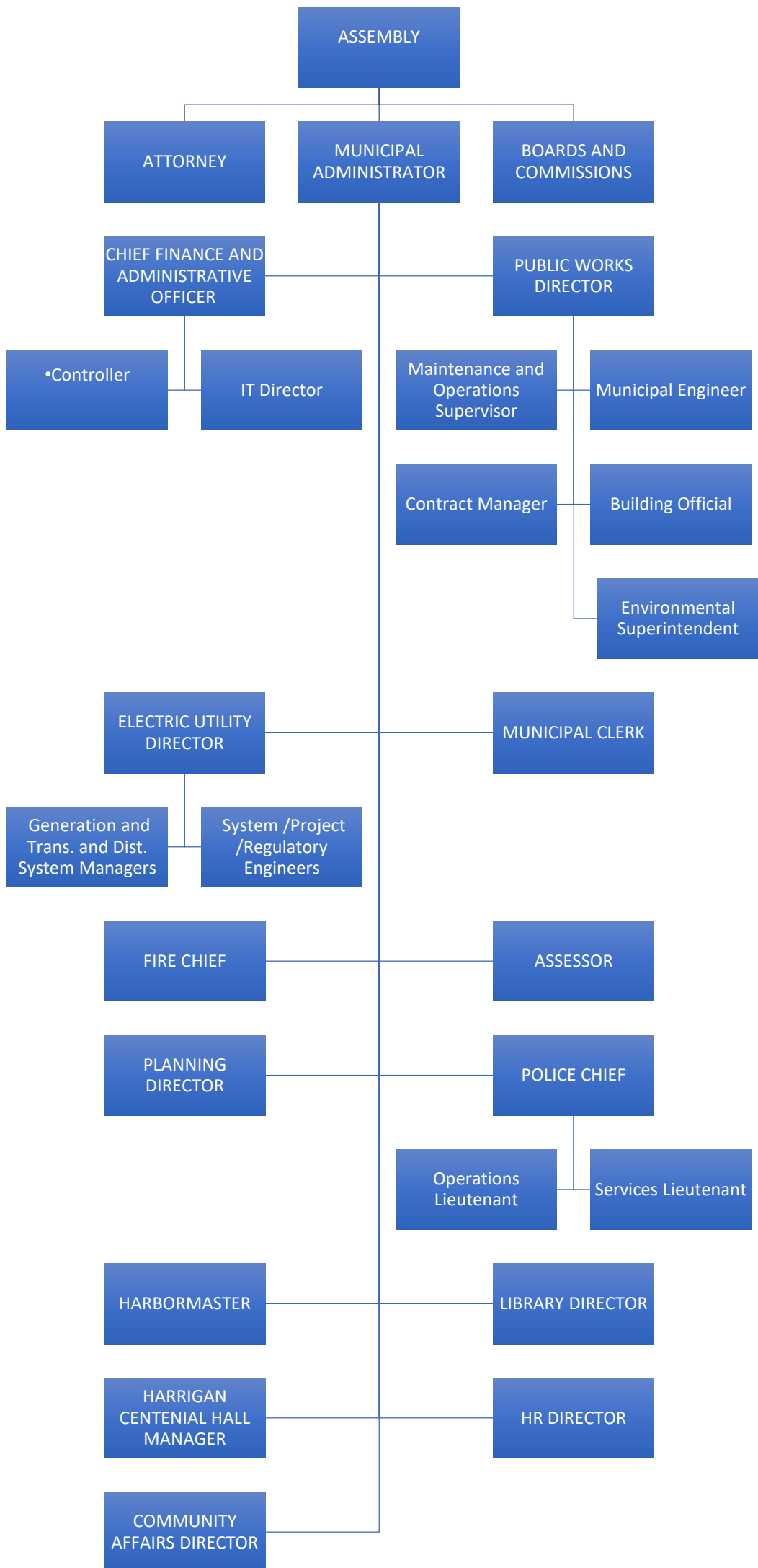
- Increase percent of operating budget provided by Permanent Fund earnings.
- Ensure quality of Municipal infrastructure.
- Increase year round employment opportunities.
- Comply with Vision: Small town atmosphere and high quality of life with sustained economic opportunity.

ONGOING PRIORITY ACTION

- Expand Sitka's presence as a regional health care center.
- Provide positive conditions for economic development.
- Implement and fund waterfront and harbor infrastructure.

MUNICIPAL VALUES

- **Accountability - Accepting responsibility for job performance, actions, and behavior.**
- **Commitment - Individual and collective dedication of employees in providing quality services to meet customer needs.**
- **Equal Opportunity - Providing a work environment that is fair to all employees through equal treatment and equal access.**
- **Honesty - Truthful interaction among employees, the Assembly, and the public which fosters trust and a lasting working relationship.**
- **Open Communication - The honest exchange of ideas and information with coworkers, the public, other departments, and the Assembly.**
- **Professionalism - Promoting honesty, respect, and team effort while adhering to a high standard of ethical conduct.**
- **Respect - Consistently demonstrating a deep regard for the needs and feelings of all people.**



CITY AND BOROUGH OF SITKA
FY22 STAFFING TABLE

Position	Position	Grade	Pay	FTE	
001 - Administrator					
	Administrative Coordinator	27	\$ 28.05	1	
	Administrator		\$ 68.32	1	
	Community Affairs Director	34	\$ 39.04	1	
	Human Resources Assistant	27	\$ 30.97	1	
	Human Resources Director	37	\$ 48.23	1	5
002 - Attorney					
	Attorney		\$ 67.31	1	
	Legal Assistant	27	\$ 30.97	1	2
003 - Municipal Clerk					
	Deputy Clerk	28	\$ 32.63	1	
	Municipal Clerk	36	\$ 47.13	1	2
004 - Finance					
	Accountant	28	\$ 36.92	1	
	Accounting Clerk - A/P		\$ 22.15	1	
	Accounting Clerk-A/R Coll		\$ 24.01	1	
	Budget/Treasury Officer	33	\$ 43.13	1	
	Compliance Officer	33	\$ 43.13	1	
	Controller	36	\$ 44.16	1	
	Customer Service Rep		\$ 20.98	1	
	Finance Director	41	\$ 64.73	1	
	Procurement Specialist	28	\$ 28.84	1	
	Grant Accountant	28	\$ 28.84	1	
	Payroll Specialist	27	\$ 27.60	1	
	Senior Accountant	32	\$ 39.86	1	
	Sr. Customer Service Rep		\$ 23.42	1	
	Supervisory Senior Accountant	32	\$ 37.87	1	
	Tax Specialist	27	\$ 26.69	1	
	Utility/Harbor/Misc Billing Clerk		\$ 25.29	1	16
005 - Assessing					
	Appraisal Technician		\$ 25.85	1	
	Appraiser		\$ 29.61	1	
	Assessor	36	\$ 42.66	1	3
006 - Planning					
	Planner 1	28	\$ 28.84	1	
	Planning Director	35	\$ 41.62	1	2

021 - Police

Administrative Assistant	25	\$ 26.36	1	
Animal Control Officer		\$ 24.47	1	
Dispatch & Records Clerk		\$ 22.59	1	
Dispatch & Records Clerk		\$ 22.59	1	
Dispatch & Records Clerk		\$ 22.04	1	
Dispatch & Records Clerk		\$ 22.04	1	
Dispatch & Records Clerk		\$ 22.04	1	
Dispatch & Records Clerk		\$ 22.04	1	
Dispatch & Records Supervisor		\$ 26.57	1	
Jail Officer		\$ 22.35	1	
Jail Officer		\$ 21.27	1	
Jail Officer		\$ 24.67	1	
Jail Officer		\$ 21.27	1	
Jail Officer II		\$ 29.32	1	
Lieutenant - Operations	34	\$ 60.10	1	
Lieutenant - Services	34	\$ 40.30	1	
Multi-Services Officer		\$ 24.95	1	
Police Chief	38	\$ 84.13	1	
Police Officer		\$ 33.63	1	
Police Officer		\$ 30.47	1	
Police Officer		\$ 29.00	1	
Police Officer		\$ 33.63	1	
Police Officer		\$ 32.81	1	
Police Officer		\$ 33.63	1	
Police Officer - Detective		\$ 29.73	1	
Police Officer - Detective		\$ 34.47	1	
Sergeant		\$ 39.11	1	
Sergeant		\$ 34.47	1	
Sergeant		\$ 36.85	1	
Sergeant		\$ 40.29	1	30

022 - Fire Protection

Assistant Fire Chief	33	\$ 38.13	1	
EMS/Fire Captain		\$ 41.52	1	
Fire Chief	36	\$ 50.71	1	
Fire Engineer		\$ 22.42	1	
Fire Engineer		\$ 25.63	1	
Fire Engineer		\$ 26.03	1	
Fire Engineer		\$ 23.20	1	
Office Assistant		\$ 19.30	0.5	
Senior Fire Engineer		\$ 38.92	1	
Fire Engineer		\$ 21.25	1	9.5

031 - Public Works - Administration

Contract Manager	29	\$ 35.53	1	
Public Works Director	41	\$ 64.73	1	
Maint. & Operations Superintend	35	\$ 47.15	1	
Asst. Contract Coord./Office Mgr.	25	\$ 24.49	1	4

032 - Engineering

Municipal Engineer	39	\$ 60.79	1	
Engineering CAD Tech		\$ 29.41	1	
Project Manager	34	\$ 48.26	1	
Asset Manager	36	\$ 48.76	1	4

033 - Streets

Heavy Equipment Operator		\$ 28.50	1	
Maintenance Worker		\$ 24.23	1	
Maintenance Worker		\$ 24.23	1	
Senior Operator		\$ 34.11	1	4

034 - Recreation

Bldg & Grounds Maint Specialist		\$ 29.81	1	
Grounds Maintenance Specialist		\$ 25.22	1	
Parks & Grounds Supervisor		\$ 28.23	1	3

035 - Building Department

Building Inspector		\$ 27.43	1	
Building Official	33	\$ 43.05	1	2

041 - Library

Acquisitions Librarian		\$ 20.63	1	
Library Assistant		\$ 16.55	0.58	
Library Assistant		\$ 15.38	0.45	
Library Assistant		\$ 17.92	0.38	
Library Assistant		\$ 16.55	0.48	
Library Assistant		\$ 15.38	0.48	
Library Director	35	\$ 41.65	1	
Adult Services Librarian		\$ 21.69	1	
Technical Services Librarian		\$ 32.00	1	
Youth Services Librarian		\$ 29.13	1	7.37

043 - Centennial Building

Cent. Building Attendant		\$ 22.87	1	
Cent. Building Attendant		\$ 18.45	1	
Cent. Building Manager	30	\$ 35.24	1	
Cent. Building Supervisor		\$ 27.32	1	
Cent. Building Attendant		\$ 18.45	1	5

200 - Electric

Apprentice Meter Technician		\$ 40.78	1	
Contract Manager	29	\$ 35.53	1	
Electric Utility Director	44	\$ 76.82	1	
General Foreman		\$ 67.89	1	
Generation Facilities Mechanic		\$ 47.90	1	
Generation Facilities Mechanic		\$ 47.90	1	
Generation System Manager	40	\$ 60.15	1	
Line Crew Supervisor		\$ 64.94	1	
Line Worker		\$ 59.04	1	
Line Worker		\$ 59.04	1	
Line Worker		\$ 59.04	1	
Meter Reader		\$ 32.97	1	
Meter Technician		\$ 50.72	1	
Office Manager	24	\$ 25.71	1	
Operator		\$ 47.90	1	
Operator		\$ 47.90	1	
Operator		\$ 47.90	1	
Operator		\$ 47.90	1	
Project & Regulatory Engineer	36	\$ 44.16	1	
Relay Control Technician		\$ 50.72	1	
Relay Control Technician		\$ 50.72	1	
Relay Control Technician		\$ 50.72	1	
Senior Operator		\$ 50.72	1	
Sr. Gen Facilities Mechanic		\$ 51.31	1	
T&D System Manager	40	\$ 61.74	1	
Warehouse Person		\$ 46.00	1	26

210 - Water

Chief Water Facilities Operator		\$ 37.21	1	
Senior Water Facilities Operator		\$ 34.58	1	
Water Operator 1		\$ 29.71	1	3

220 - WWTP

W/WW Facilities Mech.		\$ 41.36	1	
Chief WW Facilities Operator		\$ 37.21	1	
Environmental Superintendent	39	\$ 57.28	1	
SMC WW Facilities Operator		\$ 32.13	1	
W/WW Facilities Electrician		\$ 50.44	1	
WW Facilities Operator 1		\$ 26.02	1	
WW Facilities Operator/Lab		\$ 31.88	1	
WW Facilities Operator/Maint.		\$ 30.60	1	8

230 - Solid Waste

Asst Landfill/Scrapyard Operator		\$ 22.62	1	
Asst Landfill/Scrapyard Operator		\$ 23.19	1	
Landfill/Scrapyard Hvy Operator		\$ 27.60	1	3

240 - Harbor

Assistant Harbormaster		\$ 25.17	1	
Assistant Harbormaster		\$ 19.92	1	
Assistant Harbormaster		\$ 21.77	1	
Deputy Harbormaster	27	\$ 29.48	1	
Harbor Maintenance Specialist		\$ 26.40	1	
Harbor Maintenance Supervisor		\$ 28.15	1	
Harbormaster	34	\$ 45.95	1	
Office Manager		\$ 23.42	1	8

300 - IT

Information Systems Director	37	\$ 48.26	1	
IT Specialist		\$ 30.73	1	
IT System Administrator	32	\$ 40.76	1	
PC Tech / Webmaster		\$ 27.72	1	4

310 - Central Garage

Chief Heavy Equipment Mechanic		\$ 32.10	1	
Heavy Equipment Mechanic		\$ 26.65	1	2

320 - Building Maintenance

Bldg, Grounds & Parks Supervisor	32	\$ 40.78	1	
Bldg. Maintenance Specialist		\$ 29.08	1	
Bldg. Maintenance Specialist		\$ 32.13	1	3

155.9

City and Borough of Sitka
Revenue and Appropriations Summary
Fiscal Year 2022

<u>Fund</u>	<u>Revenues</u>	<u>Operating Appropriations</u>	<u>Capital Appropriations</u>	<u>Net Change to Fund Balance</u>
General	\$ 27,468,113	\$ 29,270,640	\$ 63,500	\$ (1,866,027)
Electric	\$ 18,783,842	\$ 25,983,652	\$ 1,655,000	\$ (8,854,810)
Water	\$ 3,087,770	\$ 3,606,551	\$ 20,000	\$ (538,781)
Wastewater	\$ 3,790,047	\$ 4,192,562	\$ 460,000	\$ (862,515)
Solidwaste	\$ 4,807,355	\$ 5,721,150	\$ 70,000	\$ (983,795)
Harbor	\$ 3,524,752	\$ 5,102,738	\$ 3,657,000	\$ (5,234,986)
Airport Terminal	\$ 722,775	\$ 964,804	\$ -	\$ (242,029)
Marine Service Center	\$ 285,045	\$ 237,166	\$ 15,000	\$ 32,879
Gary Paxton Industrial Park	\$ 184,536	\$ 681,478	\$ 15,000	\$ (511,942)
Information Technology	\$ 1,514,123	\$ 1,953,315	\$ -	\$ (439,192)
Central Garage	\$ 1,906,621	\$ 1,351,547	\$ 117,000	\$ 438,074
Building Maintenance	\$ 733,904	\$ 920,122	\$ 300,000	\$ (486,218)
Visitor Enhancement	\$ 486,000	\$ 464,489	\$ -	\$ 21,511
Combined Fund Totals	\$ 66,808,883	\$ 79,985,725	\$ 6,372,500	\$ (19,549,342)
Total Revenue & Appropriations	\$ 67,294,883	\$ 86,358,225		

City and Borough of Sitka
Undesignated Working Capital Summary

<u>Fund</u>	<u>June 30, 2020</u>	<u>Projected, June 30, 2021</u>	<u>Additions to (deletions from) budgeted FY2022</u>	<u>Projected, June 30, 2022</u>
General	\$ 3,827,823	\$ 7,650,303	\$ (1,866,028)	\$ 5,784,275
Electric	\$ 2,371,135	\$ 2,850,647	\$ (1,465,839)	\$ 1,384,808
Water	\$ 2,447,655	\$ 3,000,756	\$ 813,910	\$ 3,814,666
Wastewater	\$ 5,716,111	\$ 6,733,218	\$ 26,940	\$ 6,760,158
Solid Waste	\$ (1,282,584)	\$ (1,174,816)	\$ (720,943)	\$ (1,895,758)
Harbor	\$ 4,915,634	\$ 4,147,438	\$ (3,508,906)	\$ 638,532
Airport Terminal	\$ 455,871	\$ 246,589	\$ (71,728)	\$ 174,861
Marine Service Center	\$ 2,060,781	\$ 2,144,881	\$ 95,309	\$ 2,240,190
Gary Paxton Industrial Park	\$ 572,488	\$ 662,667	\$ (27,925)	\$ 634,742
Information Technology	\$ 282,845	\$ 750,354	\$ (198,726)	\$ 551,628
Central Garage	\$ 637,248	\$ 486,008	\$ 1,006,741	\$ 1,492,749
Building Maintenance	\$ 1,299,927	\$ 1,300,901	\$ (485,337)	\$ 815,564
Combined fund totals	\$ 23,304,934	\$ 28,798,946	\$ (6,402,532)	\$ 22,396,414

**City and Borough of Sitka
Fixed Asset Schedule
FY2022**

General Fund

Mud Bay Repeater- Fire Department	\$20,000.00
Mud Bay Repeater- Search and Rescue	\$20,000.00
Equipment & Supply Cover - Large Tent - Recreation	\$6,000.00
Copier - Finance 2nd Floor	\$5,000.00
Copier - Public Works (Streets/Recreation Shared)	\$5,000.00
Plotter - Public Works	\$7,500.00
	\$63,500.00

Electric Fund

Copier	\$5,000.00
	\$5,000.00

Solid Waste Fund

Methane Detector	\$20,000.00
	\$20,000.00

Harbor Fund

Handheld for Vessel Inventory	\$5,000.00
Copier	\$5,000.00
	\$10,000.00

Airport Fund

Carpet Cleaner/Extraction Unit	\$10,000.00
	\$10,000.00

Central Garage Fund

Plow and ATV for response and snow removal - Fire Dept	\$8,000.00
Brush Cutting Attachment - Recreation for Unit #493	\$10,000.00
Ford Explorer Interceptor - Police - Replaces #479	\$65,000.00
Ford Transit Connect - Police - Replaces #380	\$34,000.00
	\$117,000.00

TOTAL FIXED ASSETS

\$225,500.00

**City and Borough of Sitka
Travel and Training Budget
General Fund
FY2022**

Assembly/Administrator

AML NEO Conf - Anchorage	\$11,500.00
AML Summer Conf. - Fairbanks	\$5,100.00
AML Winter Conf - Juneau	\$3,600.00
Congressional Lobby DC	\$8,700.00
ICMA Online Training	\$1,500.00
ICMA National Managers Conf	\$3,000.00
Public Information Officer Training	\$2,700.00
SE Conf Annual Mtg - Haines	\$6,900.00
SE Conf Mid Session Summit - Juneau	\$3,600.00
State Lobby - Juneau	\$3,600.00

HR

ASHRM - Anchorage	\$1,500.00
SHRM Annual	\$2,500.00
Training for CBS Employees Webinars	\$5,000.00
	<u>\$59,200.00</u>

Legal

Alaska Bar Convention	\$1,700.00
AMAA	\$2,500.00
IMLA	\$2,800.00
	<u>\$7,000.00</u>

Clerk

AAMC Annual Conference	\$3,350.00
IIMC Conference - Clerk	\$4,000.00
NW Clerks Institute Professional	\$1,500.00
Parliamentary Training - NAP	\$100.00
Records Management Conference	\$1,525.00
	<u>\$10,475.00</u>

Finance

AGFOA/AML - Anchorage	\$3,600.00
Federal Grant Training	\$4,500.00
GFOA training	\$3,500.00
New World ERP Advisory group	\$2,500.00
Tyler Connect (Training on ERP)	\$4,000.00
	<u>\$18,100.00</u>

Assessing

AAAO/AML Conference	\$1,000.00
Continuing Education USPAP (Ethics) Required	\$3,750.00
	<u>\$4,750.00</u>

**City and Borough of Sitka
Travel and Training Budget
General Fund**

Planning

Alaska Planning Association	\$4,250.00
APA/NPS/ESRI Online Training	\$650.00
Graduate Program Tuition Assistance	<u>\$4,100.00</u>
	<u>\$9,000.00</u>

Police

Administrative Travel	\$5,000.00
Applicant Travel	\$10,000.00
IT Training/Software	\$3,000.00
Patrol Certification/Academy	\$27,000.00
ASPIN/Commun/Crisis Manage	\$9,450.00
Animal Control Humane Conference	\$1,800.00
Correctional Certification	<u>\$4,050.00</u>
	<u>\$60,300.00</u>

Fire

Alaska State Firefighters Assn Conf	\$6,000.00
Confined Space Training	\$2,500.00
Rope Rescue Tech	\$5,000.00
Dive Training	\$3,000.00
Firefighter 1 Training	\$5,000.00
Firefighter II Training	\$2,500.00
Hazmat Technician Class	\$3,000.00
Hazmat Training	\$2,500.00
Methods of Instruction	<u>\$5,000.00</u>
	<u>\$34,500.00</u>

Ambulance

EMS Conferences	\$3,000.00
EMT Transition Training	\$5,500.00
Local CME Classes	\$2,000.00
Paramedic Refresher	\$4,000.00
Physician Training	\$5,000.00
Recertifications	\$3,500.00
Training Materials	\$3,000.00
Wilderness EMT	<u>\$5,000.00</u>
	<u>\$31,000.00</u>

SAR

CPR, WFR and EMT Training	\$1,000.00
Anchorage MRA Accreditation	\$2,000.00
K-9 Training	\$2,000.00
Rigging for Rescue Class	\$7,500.00
SAR Training	<u>\$2,000.00</u>
	<u>\$14,500.00</u>

**City and Borough of Sitka
Travel and Training Budget
General Fund**

Public Works-Administration

Contract Manager	\$2,000.00
Public Works Director	<u>\$2,000.00</u>
	<u>\$4,000.00</u>

Engineering

Engineering Classes	<u>\$1,700.00</u>
	<u>\$1,700.00</u>

Streets

First Aid	\$ 1,000.00
Hazardous Material Refresher	\$ 500.00
Traffic Control	<u>\$ 700.00</u>
	<u>\$2,200.00</u>

Recreation

Master Garden Cert	\$1,730.00
Training and Certification	<u>\$412.00</u>
	<u>\$2,142.00</u>

Building Official

Building Inspector	\$3,500.00
Building Official	<u>\$3,500.00</u>
	<u>\$7,000.00</u>

Library

AK Library Association Director Meeting Conference	\$1,800.00
AK Library Association Dirlead Conference	\$1,500.00
AK Library Association Conference Staff Mbr	<u>\$1,800.00</u>
	<u>\$5,100.00</u>

TOTAL GENERAL FUND TRAVEL AND TRAINING

\$270,967.00

**City and Borough of Sitka
Travel and Training Budget
Enterprise & Internal Service Fund**

Electric Fund

Distribution Engineering & Planning	\$2,000.00
Distribution Overcurrent Protection	\$2,000.00
Educational Webinars	\$2,500.00
FERC & NHA Regional Hydro Conference	\$4,000.00
Lobbying & Government Relations	\$1,000.00
NWPPA ETF & ENO	\$4,000.00
NWPPA Utility Cost of Service	\$2,000.00
NWPPA Utility System Operations	\$6,000.00
PE Required CEU's	\$1,000.00
Professional Development	\$2,000.00
SE Conference - Annual Meeting	\$2,000.00
State & Regional Utility Conference	\$5,000.00
NWPPA Materials Management	\$2,000.00
Safety Training	\$3,000.00
Safety and Training	\$4,000.00
Visual Emissions Evaluation Certificate	\$2,000.00
Mobile Crane Certification	\$5,000.00
Metering Class	\$3,000.00
	<u>\$52,500.00</u>

Water Fund

Water Distribution Continuing Education	\$3,500.00
Water Treatment Continuing Education	\$5,000.00
	<u>\$8,500.00</u>

Wastewater Fund

Wastewater Collection Operator Continuing Education, Training	\$11,000.00
Wastewater Treatment Operator Continuing Education	\$3,000.00
	<u>\$14,000.00</u>

Solid Waste Fund

SWANA Training/Certification	\$3,000.00
	<u>\$3,000.00</u>

Harbor Fund

USCG <100 Ton Cert/Towing Endorsement	\$600.00
Port Security Training (CPET)	\$3,500.00
	<u>\$4,100.00</u>

**City and Borough of Sitka
Travel and Training Budget
Enterprise & Internal Service Fund**

Information Technology

IT Training	\$7,500.00
NWS User Group	<u>\$5,000.00</u>
	<u>\$12,500.00</u>

Central Garage Fund

Freon Removal Certification	<u>\$2,000.00</u>
	<u>\$2,000.00</u>

Building Maintenance Fund

HVAC Training	\$1,500.00
Locksmith Training	\$1,500.00
Misc Training Certifications	<u>\$1,100.00</u>
	<u>\$4,100.00</u>

**TOTAL ENTERPRISE & INTERNAL SERVICE FUND
TRAVEL AND TRAINING**

\$100,700.00

CITY AND BOROUGH OF SITKA
FY2021 MID-RANGE AND LONG-RANGE CAPITAL IMPROVEMENTS NEEDS

PROJECTS	Year	Deferred	FY23	FY24	FY25	FY26	FY27	LONG RANGE	GRANT	LOAN	CAPITAL	TOTAL
GENERAL FUND												
Streets & Roads												
Streets with Curb, Gutter & Sidewalk (scheduled for replacement under current funding levels)												
Etolin Street Paving	2012	230,000	-	-	-	-	-	-	-	-	230,000	230,000
Observatory Street Paving	2021	175,000	-	-	-	-	-	-	-	-	175,000	175,000
Katlian Avenue Paving (HPR to Olga)	2021	1,500,000	-	-	-	-	-	-	-	-	1,500,000	1,500,000
Lincoln Street Paving (Harbor Way to Harbor Drive)	2021	1,262,000	-	-	-	-	-	-	-	-	1,262,000	1,262,000
Lincoln Street Paving (Jeff Davis to Harbor Way)	2023	-	3,500,000.00	-	-	-	-	-	-	-	3,500,000	3,500,000
Brady Street Paving (Gavan to End)	2022	49,000	-	-	-	-	-	-	-	-	49,000	49,000
Brady & Gavan Utility & Street Improvements (additional project funding)	2022	21,000	-	-	-	-	-	-	-	-	21,000	21,000
Cascade Creek Road Paving	2022	305,500	-	-	-	-	-	-	-	-	305,500	305,500
Cascade Street Paving	2023	-	1,086,000	-	-	-	-	-	-	-	1,086,000	1,086,000
Lake Street & Hirst Utility & Paving (additional project funding)	2022	8,300	-	-	-	-	-	-	-	-	8,300	8,300
Oja Street Paving	2022	184,000	-	-	-	-	-	-	-	-	184,000	184,000
Seward Street Paving (Marine to Observatory)	2022	310,500	-	-	-	-	-	-	-	-	310,500	310,500
American Street Paving	2023	-	217,000	-	-	-	-	-	-	-	217,000	217,000
Barracks Street Paving	2023	-	126,000	-	-	-	-	-	-	-	126,000	126,000
Kostromentimoff Street Paving	2023	-	151,000	-	-	-	-	-	-	-	151,000	151,000
Lake Street Paving (Arrowhead to Verstovia)	2023	-	1,895,000	-	-	-	-	-	-	-	1,895,000	1,895,000
Monastery Street Paving (Pherson to Verstovia)	2023	-	274,000	-	-	-	-	-	-	-	274,000	274,000
Seward Street Paving (Observatory to Cathedral Way)	2023	-	203,000	-	-	-	-	-	-	-	203,000	203,000
Marine Street Paving- Phase 1 (New Archangel to Erler)	2025	-	-	-	800,000	-	-	-	-	-	800,000	800,000
Maksoutoff Street (Harbor to Lincoln)	2025	-	-	-	200,000	-	-	-	-	-	200,000	200,000
Katlian Avenue Paving (Olga to Lincoln)	2026	-	-	-	-	6,100,000	-	-	-	-	6,100,000	6,100,000
Peterson Street - (HPR to Lake)	2026	-	-	-	-	2,000,000	-	-	-	-	2,000,000	2,000,000
Lake Street (Arrowhead to Kinkead)	2027	-	-	-	-	-	141,210	-	-	-	141,210	141,210
Long Range (Streets with Curb, Gutter & Sidewalk)	2027-2041	-	-	-	-	-	-	18,000,000	-	-	18,000,000	18,000,000
Streets & Roads Subtotal (Streets with Curb, Gutter & Sidewalk)			4,045,300	7,452,000	1,000,000	8,100,000	141,210	18,000,000	-	-	38,738,510	38,738,510
Streets without Curb, Gutter & Sidewalk (NOT scheduled for replacement under current funding levels)												
Barlow Street Paving	2020	70,000	-	-	-	-	-	-	-	-	70,000	70,000
Finn Alley Paving	2015	90,000	-	-	-	-	-	-	-	-	90,000	90,000
Jarvis Street Paving (Public Service Complex to Beardslee)	2020	210,000	-	-	-	-	-	-	-	-	210,000	210,000
Lakeview Drive Paving	2019	390,000	-	-	-	-	-	-	-	-	390,000	390,000
Lance Drive Paving	2020	510,000	-	-	-	-	-	-	-	-	510,000	510,000
Monastery Street Paving (DeGroff to First)	2019	400,000	-	-	-	-	-	-	-	-	400,000	400,000
Mills Street Paving	2021	201,000	-	-	-	-	-	-	-	-	201,000	201,000
New Archangel Paving (Marine to Andrews)	2017	230,000	-	-	-	-	-	-	-	-	230,000	230,000
Wachusett Street Paving	2017	180,000	-	-	-	-	-	-	-	-	180,000	180,000
Arrowhead Street Paving	2022	21,800	-	-	-	-	-	-	-	-	21,800	21,800
Mikele Street Paving	2022	36,500	-	-	-	-	-	-	-	-	36,500	36,500
Anna Drive Paving	2023	-	111,000	-	-	-	-	-	-	-	111,000	111,000
Baranof Street Paving	2023	-	50,000	-	-	-	-	-	-	-	50,000	50,000
Crabapple Drive Paving	2023	-	92,000	-	-	-	-	-	-	-	92,000	92,000
Kimsham Street Paving	2023	-	672,000	-	-	-	-	-	-	-	672,000	672,000
Metlakatla Street Paving	2023	-	115,000	-	-	-	-	-	-	-	115,000	115,000
Nicole Drive Paving (Somert to Patterson)	2023	-	37,000	-	-	-	-	-	-	-	37,000	37,000
O'Cain Street Paving	2023	-	68,500	-	-	-	-	-	-	-	68,500	68,500
Osprey Street Paving (Andrews to O'Cain)	2023	-	25,000	-	-	-	-	-	-	-	25,000	25,000
Osprey Street Paving (Marine to Andrews, O'Cain to O'Cain)	2023	-	118,000	-	-	-	-	-	-	-	118,000	118,000
Patterson Way Paving (Nicole to Kinkroft)	2023	-	114,000	-	-	-	-	-	-	-	114,000	114,000
Pherson Street Paving (Monastery to Austin)	2023	-	202,000	-	-	-	-	-	-	-	202,000	202,000
Princess Way Paving	2023	-	29,000	-	-	-	-	-	-	-	29,000	29,000
Sand Dollar Drive Paving	2023	-	102,500	-	-	-	-	-	-	-	102,500	102,500
Shotgun Alley Paving	2023	-	211,000	-	-	-	-	-	-	-	211,000	211,000
Shuler Drive Paving	2023	-	84,000	-	-	-	-	-	-	-	84,000	84,000
Valhala Way Paving	2023	-	84,000	-	-	-	-	-	-	-	84,000	84,000
A Street Paving	2024	-	-	88,000	-	-	-	-	-	-	88,000	88,000
Anna Circle Paving	2024	-	-	85,000	-	-	-	-	-	-	85,000	85,000
Andrews Street Paving	2024	-	-	132,500	-	-	-	-	-	-	132,500	132,500
Austin Street Paving	2024	-	-	71,500	-	-	-	-	-	-	71,500	71,500
Barker Street Paving	2024	-	-	57,000	-	-	-	-	-	-	57,000	57,000
Charles Street Paving	2024	-	-	87,000	-	-	-	-	-	-	87,000	87,000
Erler Street Paving	2024	-	-	55,000	-	-	-	-	-	-	55,000	55,000
Highland Street Paving	2024	-	-	69,500	-	-	-	-	-	-	69,500	69,500
Kinkead Street Paving	2024	-	-	44,500	-	-	-	-	-	-	44,500	44,500
Merrill Street Paving	2024	-	-	112,000	-	-	-	-	-	-	112,000	112,000
Moller Avenue Paving	2024	-	-	72,500	-	-	-	-	-	-	72,500	72,500
Moller Drive Paving	2024	-	-	84,000	-	-	-	-	-	-	84,000	84,000
Race Street Paving	2024	-	-	33,000	-	-	-	-	-	-	33,000	33,000
Rands Drive Paving	2024	-	-	74,500	-	-	-	-	-	-	74,500	74,500
Rigling Way Paving	2024	-	-	18,600	-	-	-	-	-	-	18,600	18,600
Ross Street Paving (Barker to End)	2024	-	-	46,500	-	-	-	-	-	-	46,500	46,500
Somert Drive Paving	2024	-	-	102,500	-	-	-	-	-	-	102,500	102,500
Tlingit Way Paving	2024	-	-	85,000	-	-	-	-	-	-	85,000	85,000
Viking Way Paving	2024	-	-	84,000	-	-	-	-	-	-	84,000	84,000
Wolff Drive Paving	2024	-	-	362,000	-	-	-	-	-	-	362,000	362,000
Charteris Street Paving	2025	-	-	-	165,000	-	-	-	-	-	165,000	165,000

CITY AND BOROUGH OF SITKA
FY2021 MID-RANGE AND LONG-RANGE CAPITAL IMPROVEMENTS NEEDS

PROJECTS	Year	Deferred	FY23	FY24	FY25	FY26	FY27	LONG RANGE	GRANT	LOAN	CAPITAL	TOTAL
Darrin Drive Paving	2025	-	-	-	192,500	-	-	-	-	-	192,500	192,500
Knutson Drive Paving	2025	-	-	-	293,000	-	-	-	-	-	293,000	293,000
Price Street Paving	2025	-	-	-	92,000	-	-	-	-	-	92,000	92,000
Sirstad Street Paving	2025	-	-	-	259,000	-	-	-	-	-	259,000	259,000
Davidoff Street Paving	2026	-	-	-	-	190,000	-	-	-	-	190,000	190,000
Hemlock Street Paving	2026	-	-	-	-	180,000	-	-	-	-	180,000	180,000
Jamestown Drive Paving	2026	-	-	-	-	195,000	-	-	-	-	195,000	195,000
Kaagwaantaan Street	2026	-	-	-	-	410,000	-	-	-	-	410,000	410,000
Wortman Loop (Charteris to Edgcombe Drive)	2027	-	-	-	-	-	279,450	-	-	-	279,450	279,450
Long Range Roads (No Curb, Gutter & Sidewalk)	2027-2041	-	-	-	-	-	-	19,000,000	-	-	19,000,000	19,000,000
Streets & Roads Subtotal (Streets without Curb, Gutter & Sidewalk)		2,339,300	2,115,000	1,764,600	1,001,500	975,000	279,450	19,000,000	-	-	27,474,850	27,474,850
STREETS & ROADS SUBTOTAL		6,384,600	9,567,000	1,764,600	2,001,500	9,075,000	420,660	37,000,000	-	-	66,213,360	66,213,360
Parking Lots												
Upper Moller Parking Lot Paving	2020	650,000	-	-	-	-	-	-	-	-	650,000	650,000
City Hall Parking Lot Paving	2022	-	190,000	-	-	-	-	-	-	-	190,000	190,000
City/State Parking Lot Paving	2022	-	500,000	-	-	-	-	-	-	-	500,000	500,000
Long Range Parking Lots	2027-2041	-	-	-	-	-	-	1,301,000	-	-	1,301,000	1,301,000
PARKING LOTS SUBTOTAL		650,000	690,000	-	-	-	-	1,301,000	-	-	2,641,000	2,641,000
Parks and Recreational Facilities												
Discus and Shot Put Area Improvements	2021	10,000	-	-	-	-	-	-	-	-	10,000	10,000
Ball Field Scoreboard Replacement (7 total, 2 per year)	2021-2025	40,000	20,000	10,000	-	-	-	-	-	-	70,000	70,000
Long Range Parks & Rec	2027-2041	-	-	-	-	-	-	3,622,500	-	-	3,622,500	3,622,500
PARKS & RECREATION SUBTOTAL		50,000	20,000	10,000	-	-	-	3,622,500	-	-	3,702,500	3,702,500
Building Maintenance												
Animal Shelter (Building Maintenance Needs)	1993-2041	160,900	57,000	-	-	-	30,000	169,000	-	-	416,900	416,900
City Hall - Elevator Door System Upgrade	2021	9,000	-	-	-	-	-	-	-	-	9,000	9,000
City Hall (Building Maintenance Needs)	2013-2041	617,500	93,000	186,000	445,000	-	-	1,156,000	-	-	2,497,500	2,497,500
City-State Building - Police Dept. HVAC System Upgrades	2021	500,000	-	-	-	-	-	500,000	-	-	500,000	500,000
City-State Building (Building Maintenance Needs)	1984-2041	1,832,000	-	-	129,500	-	-	301,000	-	-	2,262,500	2,262,500
Fire Hall - Retaining Wall Stabilization	2021	15,000	-	-	-	-	-	-	-	-	15,000	15,000
Fire Hall (Building Maintenance Needs)	2015-2041	232,000	253,000	-	-	-	-	1,017,000	-	-	1,502,000	1,502,000
Harrigan Centennial Hall (Building Maintenance Needs)	2023-2041	20,000	7,000	-	47,000	-	144,000	3,572,000	-	-	3,790,000	3,790,000
Library (Building Maintenance Needs)	2026	-	-	-	-	-	21,000	1,044,000	-	-	1,065,000	1,065,000
Senior Center - Replace Water Service (from street to building)	2021	27,500	-	-	-	-	-	-	-	-	27,500	27,500
Senior Center (Building Maintenance Needs)	2027-2041	380,000	-	21,000	62,000	-	-	172,000	-	-	635,000	635,000
BUILDING MAINTENANCE SUBTOTAL		3,793,900	410,000	207,000	683,500	21,000	174,000	7,431,000	-	-	12,720,400	12,720,400
GENERAL FUND TOTAL		10,878,500	10,687,000	1,981,600	2,685,000	9,096,000	594,660	49,354,500	-	-	85,277,260	85,277,260
PUBLIC SERVICE CENTER - MAINTENANCE BUILDINGS												
Public Service Center 105, 109, 113 Jarvis St (Building Maintenance Needs)	2019-2041	87,500	162,500	205,500	-	-	-	400,500	-	-	856,000	856,000
Public Service Center 131 Jarvis St (Building Maintenance Needs)	2009-2041	36,000	-	141,000	-	-	-	158,000	-	-	335,000	335,000
Public Service Center Pole Barn (Building Maintenance Needs)	2018-2041	26,500	-	50,000	-	-	-	140,000	-	-	216,500	216,500
Public Service Center Subtotal		150,000	162,500	396,500	-	-	-	698,500	-	-	1,407,500	1,407,500
ENTERPRISE FUNDS												
ELECTRIC FUND												
Island Improvements	2022-2029	60,000	60,000	60,000	60,000	60,000	-	180,000	480,000.00	-	-	480,000
Feeder Improvements	2022-2029	300,000	300,000	300,000	200,000	200,000	-	600,000	1,900,000.00	-	-	1,900,000
Marine Street Substation Replacements	2022-2029	10,000	10,000	10,000	10,000	10,000	-	30,000	80,000.00	-	-	80,000
Meter Replacement and Upgrades	2022-2029	95,000	75,000	75,000	75,000	75,000	-	225,000	620,000.00	-	-	620,000
Harbor Meters	2022-2025	75,000	75,000	75,000	75,000	-	-	-	300,000.00	-	-	300,000
69K Thimbleberry Transmission Line Bypass	2020	3,800,000	-	-	-	-	-	-	3,800,000.00	-	3,800,000	7,600,000
Green Lake Reroof	2029	-	-	-	-	-	-	250,000	250,000.00	-	-	250,000
Upgrade Buss-tie Transformer at Jarvis Street	2022	1,350,000	-	-	-	-	-	-	1,350,000.00	-	-	1,350,000
Blue Lake Howell Bundger Valve	2029	-	-	-	-	-	-	3,000,000	3,000,000.00	-	1,500,000	4,500,000
Green Lake Relicense	2023-2025	-	500,000	1,000,000.00	500,000.00	500,000.00	-	-	2,500,000.00	-	1,250,000	3,750,000
No Name Mountain Master Plan Substation at Kramer Avenue	2026-2029	-	-	-	-	-	500,000	7,000,000.00	7,500,000.00	-	7,500,000	15,000,000
Green Lake Unit Overhauls, Phases 2 & 3	2023-2026	-	2,000,000.00	2,000,000	2,000,000.00	2,000,000.00	-	-	8,000,000.00	3,000,000	4,500,000	15,500,000

CITY AND BOROUGH OF SITKA
FY2021 MID-RANGE AND LONG-RANGE CAPITAL IMPROVEMENTS NEEDS

PROJECTS	Year	Deferred	FY23	FY24	FY25	FY26	FY27	LONG RANGE	GRANT	LOAN	CAPITAL	TOTAL
ELECTRIC FUND TOTALS		5,690,000	3,020,000	3,520,000	2,920,000	3,345,000	-	11,285,000	29,780,000	3,000,000	18,550,000	51,330,000
WATER FUND												
Water Main Replacement	2023-2041	-	200,000	225,000	250,000	275,000	300,000	7,240,000	-	6,690,000	1,800,000	8,490,000
Japonski Water Main Replacement (O'Connell Crossing)	2029	-	-	-	-	-	-	2,000,000	-	1,250,000	750,000	2,000,000
DOT Japonski Water Main Replacement (Lifesaver Dr to USCG Air Station Sitka)	2030	-	-	-	-	-	-	3,000,000	3,000,000	-	-	3,000,000
Wortman Booster Station Replacement	2031	-	-	-	-	-	450,000	-	-	-	450,000	450,000
Transmission Main Replacement (Segments)	2038-2041	-	-	-	-	-	-	8,000,000	-	8,000,000	-	8,000,000
Corrosion Control (Building Maintenance)	2011-2041	37,900	-	20,000	-	-	-	359,200	-	-	417,100	417,100
UV Disinfection Plant (Building Maintenance)	2027-2041	-	-	-	5,000	-	4,500	277,700	-	-	287,200	287,200
WATER FUND TOTALS		37,900	200,000	245,000	255,000	275,000	754,500	20,876,900	3,000,000	15,940,000	3,704,300	22,644,300
WASTEWATER FUND												
Thomsen Harbor Lift Station Rehabilitation	2022	-	980,000	-	-	-	-	-	-	980,000	-	980,000
WWTP Scum Collector Replacement (STCIP#26)	2023	-	40,000	-	-	-	-	-	-	-	40,000	40,000
Lincoln Street Lift Station Rehabilitation	2024-25	-	-	100,000	990,000	-	-	-	-	1,065,000	25,000	1,090,000
WWTP Dorr/Clone Clarifier Replacement (STCIP#31)	2026	-	-	-	-	-	75,000	-	-	-	75,000	75,000
Effluent Disinfection System	2029-30	-	-	-	-	-	-	550,000	350,000	150,000	50,000	550,000
Indian River Lift Station Rehabilitation	2026-27	-	-	-	-	-	75,000	600,000	-	600,000	75,000	675,000
Wastewater Outfall Condition Assessment	2028	-	-	-	-	-	-	200,000	-	-	200,000	200,000
WWTP Dorr-Oliver Grit Collector & Wemco Pump Replacement (STCIP#33)	2028	-	-	-	-	-	-	85,000	-	-	85,000	85,000
WWTP Belt Filter Press Replacement	2028	-	-	-	-	-	-	800,000	-	800,000	-	800,000
Castle Hill Lift Station Rehabilitation	2028-29	-	-	-	-	-	-	675,000	-	675,000	-	675,000
Old Sitka Rocks Lift Station Rehabilitation	2030-31	-	-	-	-	-	-	475,000	-	450,000	25,000	475,000
Granite Creek Lift Station Rehabilitation	2032-33	-	-	-	-	-	-	325,000	-	300,000	25,000	325,000
Replace Generators - Lift Stations	2039-40	-	-	-	-	-	-	250,000	-	250,000	-	250,000
Japonski Sewer Force Main Replacement	2038	-	-	-	-	-	-	6,400,000	-	6,400,000	-	6,400,000
Sewer Main Replacement	2022-2039	-	375,000	375,000	400,000	400,000	425,000	7,300,000	-	9,625,000	(350,000)	9,275,000
Wastewater Treatment Plant (Building Maintenance)	1998-2041	-	-	60,000	-	-	-	435,500	-	-	495,500	495,500
Wastewater Treatment Plant - Clarifier (Building Maintenance - New Roof)	2027-2041	-	-	-	-	-	-	217,750	-	-	217,750	217,750
Wastewater Treatment Utilidor Tanks & Storage Corridor (Building Maintenance)	2004-2041	3,400	-	5,500	-	-	-	-	-	-	8,900	8,900
WASTEWATER FUND TOTALS		3,400	1,395,000	540,500	1,390,000	550,000	1,025,000	17,713,250	350,000	21,295,000	972,150	22,617,150
SOLID WASTE FUND												
Shear Baler	2023	-	782,000	-	-	-	-	-	-	-	782,000	782,000
Transfer Station Electrical	2023	-	25,000.00	25,000	-	-	-	-	-	-	50,000	50,000
Transfer Station Exterior Wall	2024	-	-	200,000	-	-	-	-	-	-	200,000	200,000
Transfer Station Roof	2024	-	-	200,000	-	-	-	-	-	-	200,000	200,000
Recycling Concrete Building Electrical	2029	-	-	-	-	-	-	2,500	-	-	2,500	2,500
Recycling Concrete Building Emergency Egress	2029	-	-	-	-	-	-	2,500	-	-	2,500	2,500
Recycling Concrete Building Lighting	2029	-	-	-	-	-	-	2,500	-	-	2,500	2,500
Recycling Concrete Building Roof	2029	-	-	-	-	-	-	100,000	-	-	100,000	100,000
Recycling Fuel Oil Separator	2034	-	-	-	-	-	-	100,000	-	-	100,000	100,000
Recycling Office Trailer	2034	-	-	-	-	-	-	200,000	-	-	200,000	200,000
Recycling Scale Shed	2034	-	-	-	-	-	-	6,000	-	-	6,000	6,000
Recycling Steel Storage Building	2049	-	-	-	-	-	-	250,000	-	-	250,000	250,000
Transfer Station Steel Structure	2049	-	-	-	-	-	-	600,000	-	-	600,000	600,000
SOLID WASTE FUND TOTALS		-	807,000	425,000	-	-	-	1,263,500	-	-	2,495,500	2,495,500
HARBOR FUND												
MSC Rip Rap	2022	500,000	-	-	-	-	-	-	-	-	500,000	500,000
Fisherman's Work Float	2022	2,709,828	-	-	-	-	-	-	1,151,019	-	1,558,809	2,709,828
Crescent Harbor Phase II Concrete Floats	2024	-	-	5,638,667	-	-	-	-	2,395,065	-	3,243,602	5,638,667
Fish Cleaning Float	2024	-	-	316,000	-	-	-	-	230,280	-	85,720	316,000
Sealing Cove Repairs	2024	-	-	257,500	-	-	-	-	-	-	257,500	257,500
Thompson Harbor Restroom Demolition	2026	-	-	-	-	-	30,000	-	-	-	30,000	30,000
Thompson Harbor Upland Access and Parking	2026	-	-	-	-	-	703,902	-	-	-	703,902	703,902
Sealing Cove Harbor	2027	-	-	-	-	-	-	12,114,145	5,000,000	-	7,114,145	12,114,145
Sealing Cove Upland Access and Parking	2027	-	-	-	-	-	-	817,769	-	-	817,769	817,769
Sealing Cove Boat Launch & Upland Access	2028	-	-	-	-	-	-	289,842	-	-	289,842	289,842
Crescent Harbor - Lincoln Street Lots	2029	-	-	-	-	-	-	279,491	-	-	279,491	279,491

CITY AND BOROUGH OF SITKA
FY2021 MID-RANGE AND LONG-RANGE CAPITAL IMPROVEMENTS NEEDS

PROJECTS	Year	Deferred	FY23	FY24	FY25	FY26	FY27	LONG RANGE	GRANT	LOAN	CAPITAL	TOTAL
ANB Harbor Upland Access and Parking	2030	-	-	-	-	-	-	544,493	-	-	544,493	544,493
Crescent Harbor Boat Launch Ramp	2030	-	-	-	-	-	-	373,047	271,636	-	101,411	373,047
Eliason Harbor Upland Access and Parking	2030	-	-	-	-	-	-	1,088,579	-	-	1,088,579	1,088,579
Sealing Cove Harbor Boat Launch Ramp	2030	-	-	-	-	-	-	1,089,800	793,543	-	296,257	1,089,800
Crescent Harbor Lightering Float Replacement	2030	-	-	-	-	-	-	2,300,000	-	-	2,300,000	2,300,000
Fisherman's Work Float Upland Parking	2031	-	-	-	-	-	-	247,720	-	-	247,720	247,720
Eliason Harbor Phase 1	2032	-	-	-	-	-	-	11,747,771	4,989,951	-	6,757,820	11,747,771
Eliason Harbor Restroom Replacement	2032	-	-	-	-	-	-	343,706	-	-	343,706	343,706
Demolish Boat Grid	2033	-	-	-	-	-	-	200,000	-	-	200,000	200,000
Eliason Harbor Phase 2	2033	-	-	-	-	-	-	5,873,885	-	-	5,873,885	5,873,885
Eliason Harbor Phase 3	2034	-	-	-	-	-	-	5,873,885	-	-	5,873,885	5,873,885
Eliason Harbor Phase 4	2035	-	-	-	-	-	-	5,873,885	-	-	5,873,885	5,873,885
ANB Harbor Restroom Demolition	2037	-	-	-	-	-	-	30,000	-	-	30,000	30,000
Crescent Harbor High Load Dock & Net Shed	2037	-	-	-	-	-	-	5,623,084	-	-	5,623,084	5,623,084
Sealing Cove Restroom Demolition	2038	-	-	-	-	-	-	30,000	-	-	30,000	30,000
Crescent Harbor Upland Access and Parking	2043	-	-	-	-	-	-	1,406,435	-	-	1,406,435	1,406,435
Harbor System Office	2044	-	-	-	-	-	-	419,690	-	-	419,690	419,690
Thompson Harbor	2047	-	-	-	-	-	-	10,094,628	4,287,867	-	5,806,761	10,094,628
ANB Harbor	2054	-	-	-	-	-	-	8,053,491	3,420,779	-	4,632,712	8,053,491
Sitka Transient Dock	2056	-	-	-	-	-	-	6,557,158	2,785,200	-	3,771,958	6,557,158
HARBOR FUND TOTALS		3,209,828	-	6,212,167	-	733,902	12,931,914	68,340,590	25,325,340	-	66,103,061	91,428,401
AIRPORT FUND												
Building/Facility Maintenance Needs	1984-2041	921,000	154,000	10,000	-	390,000	-	4,548,500	-	-	6,023,500	6,023,500
AIRPORT FUND TOTALS		921,000	154,000	10,000	-	390,000	-	4,548,500	-	-	6,023,500	6,023,500
MARINE SERVICE CENTER FUND (MSC FUND)												
Building/Facility Maintenance Needs	2016-2041	284,000	96,000	10,000	-	-	-	2,643,000	-	-	3,033,000	3,033,000
MSC FUND TOTALS		284,000	96,000	10,000	-	-	-	2,643,000	-	-	3,033,000	3,033,000
TOTAL ALL FUNDS		21,174,628	16,521,500	13,340,767	7,250,000	14,389,902	15,306,074	176,723,740	58,455,340	40,235,000	187,566,271	286,256,611

City and Borough of Sitka
General Fund (Fund 700)
FY2022

Project number	Project Description	Status	Grants (approved)	General Fund Working Capital	Other source	Total project (authorized + contingent)	Other source (description)/Notes
90690	City/State Troubleshoot Air Control System	Authorized/in progress	-	16,000	-	16,000	
90740	Nelson Logging Road Upgrade	Authorized/in progress	2,343,000	-	-	2,343,000	
90790	East DeGross St Utilities & Street Improvements	Authorized/in progress	-	320,763	-	320,763	
90812	Storm Drain Improvements	Authorized/in progress	-	100,000	-	100,000	
90814	Cross Trail Multimodal Pathway Phase 6	Authorized/in progress	2,132,698	165,171	50,000	2,347,869	CPET
90832	CAMA (Computer Assisted Mass Appraisal)	Authorized/in progress	-	150,000	-	150,000	
90838	Lincoln Street Paving (Harbor Way to Harbor Drive)	Authorized/in progress	-	1,965,000	105,000	2,070,000	CPET
90843	Lake St (DeGross to Arrowhead) and Hirst Utility & Street Improvements	Authorized/in progress	-	798,060	-	798,060	
90844	Lincoln Street Paving (Jeff Davis to Harbor Drive)	Authorized/in progress	-	1,165,000	-	1,165,000	
90855	Sea Walk Part II	Authorized/in progress	1,674,713	5,000	153,060	1,832,773	CPET
90861	Asset Management/CMMS Implementation	Authorized/in progress/re-prioritization	-	425,400	11,600	437,000	Funding increased \$279,000 from Brady/Gavan Paving (closed)
90866	City Hall HVAC & Controls Replacement	Authorized/in progress	-	500,000	-	500,000	
90867	RMS/CAD Police Department	Authorized/in progress	-	360,000	-	360,000	
90878	Sitka Paving-Katlian Street	Authorized/in progress	-	692,868	-	692,868	
90879	Seaplane Base Project	Authorized/in progress	-	50,000	56,176	106,176	
90881	Peterson Storm Sewer Rehabilitation	Authorized/in progress	115,000	1,020,000	-	1,135,000	
90885	Senior Center - ADA Ramp and Rear porch Improvements	Authorized/in progress	-	15,000	-	15,000	
90886	Community Playground Safety Improvement	Authorized/in progress	-	10,000	-	10,000	
90887	Lower Moller East Playground Improvements	Authorized/in progress	-	10,000	-	10,000	
90888	Pioneer Park Shelter Improvements	Authorized/in progress	-	15,000	-	15,000	
90907	Police Department Heat Pumps	Authorized/in progress	-	23,000	-	23,000	
90909	No Name Mountain Master Plan	Authorized/in progress	-	165,000	-	165,000	
90925	Knutson Drive Critical Repairs	Authorized/in progress	-	1,000,000	-	1,000,000	
90912	Crescent Harbor Restroom Replacement	Authorized/in progress	87,905	76,000	154,000	317,905	Harbor-\$76000 CPET \$78,000
TOTAL OPEN APPROPRIATIONS						14,612,509	
90881	Peterson Storm Sewer Rehabilitation	New FY22-Additional Appropriation	125,000	-	-	125,000	New grant funding
TBD	City Hall Building Carpet Replacement	New FY22			150,000	150,000	Building Maintenance Fund
TBD	HCH Cedar Trim and Lam Beam Refinishing	New FY22			150,000	150,000	Building Maintenance Fund
TBD	Library Shelving Upgrade	New FY22			35,000	35,000	Library Endowment Fund
TOTAL NEW APPROPRIATIONS						460,000	
90692	Centennial Hall Upgrades	Physically complete	14,704,848	-	1,666,000	16,370,848	
90739	Kattleson Memorial Library Expansion	Physically complete	5,350,000	357,114	1,212,842	6,919,956	
90741	Baranof Warm Springs Dock Imp	Physically complete	1,900,000	-	-	1,900,000	
TOTAL PHYSICALLY COMPLETE						6,919,956	

City and Borough of Sitka
Electric Fund (Fund 710)
FY2022

Project number	Project Description	Status	Electric Fund Working Capital	Contingent Loans/Bond proceeds	Total Contingent	Total authorized	Total project (authorized + contingent)	Other source (description)
80003	Feeder Improvements	Authorized/in progress	7,110,587	-	-	#REF!	#REF!	
90261	Island Improvements	Authorized/in progress	285,000	-	-	#REF!	#REF!	
90610	Blue Lake FERC License Mitigation	Authorized/in progress	243,251	-	-	243,251	243,251	
90777	Meter Replacement Upgrading Meters	Authorized/in progress	485,000	-	-	485,000	485,000	
90823	Marine St. N-1 Design to New HPR	Authorized/in progress	6,011,665	-	-	6,011,665	6,011,665	
90829	Harbor Meters	Authorized/in progress	296,327	-	-	296,327	296,327	
90839	Green Lake Power Plant Overhaul-Phase 1	Authorized/in progress	4,400,111	4,000,000	4,000,000	4,400,111	8,400,111	Expecting USDA loan-working capital will decrease when approved
90840	Green Lake Power Plant Pre Overhaul Inspection	Authorized/in progress	374,256	-	-	374,256	374,256	
90841	Jarvis Fuel System Repairs and Storage Tanks	Authorized/in progress	304,458	-	-	304,458	304,458	
90868	69 kv Thimbleberry Trans Line Bypass	Authorized/in progress	5,000	-	-	5,000	5,000	
90884	Blue Lake Dam Completion	Authorized/in progress	39,133	-	-	39,133	39,133	
TOTAL OPEN APPROPRIATIONS						12,159,201	16,159,201	
TBD	Master Plan/rate study	FY22	250,000	-	-	250,000	250,000	
TBD	Asset management/GIS	FY22	35,000	-	-	35,000	35,000	
TBD	Howell -- Bungler valve/gate	FY22	150,000	-	-	150,000	150,000	
TBD	Facility security cameras	FY22	50,000	-	-	50,000	50,000	
TBD	Mobile diesel generator	FY22	40,000	-	-	40,000	40,000	
TBD	Green Lake Excitation upgrade	FY22	125,000	-	-	125,000	125,000	
TBD	Green Lake Dam power cable replacement	FY22	100,000	-	-	100,000	100,000	
TBD	Wind Metering Towers	FY22	30,000	-	-	30,000	30,000	
TBD	Snowtel stations	FY22	40,000	-	-	40,000	40,000	
TBD	Radio Repeater	FY22	25,000	-	-	25,000	25,000	
80003	Feeder Improvements	FY22	500,000	-	-	500,000	500,000	
90261	Island Improvements	FY22	200,000	-	-	200,000	200,000	
90410	SCADA System Enhancements	FY22	60,000	-	-	60,000	60,000	
90777	Meter Replacement Upgrading Meters	FY22	50,000	-	-	50,000	50,000	
TOTAL NEW APPROPRIATIONS			1,655,000			1,655,000	1,655,000	

City and Borough of Sitka
Water Fund (Fund 720)
FY2022

Project number	Project Description	Status	Grants (approved)	Loans/ Bond Proceeds (approved)	Water Fund Working Capital	Total project (authorized + contingent)
80238	Japonski Island Water Design	Authorized/in progress	-	-	50,000	50,000
90531	Monastery St (DeGroff to Arrowhead) and Kinkead Utility & Street Improvements	Authorized/in progress	-	650,000	50,000	700,000
90652	UV Disinfection Feasibility	Physically complete	5,561,000	6,550,000	18,000	12,129,000
90790	East DeGroff St Utilities & Street Improvements	Authorized/in progress	-	1,120,000	175,000	1,295,000
90819	South Lake/West DeGroff Utilities & Street Improvements	Authorized/in progress	500,000	232,100	50,000	782,100
90833	Critical Secondary Water Supply	Authorized/in progress	-	17,620,000	530,000	18,150,000
90838	Lincoln Street Paving-Harbor Way to Harbor Drive	Authorized/in progress	-	-	80,000	80,000
90843	Lake St (DeGroff to Arrowhead) and Hirst Utility & Street Improvements	Authorized/in progress	-	850,000	50,000	900,000
90870	Water Master Plan	Authorized/in progress	-	-	100,000	100,000
90883	Water Transmission Main Emergency repair	Authorized/in progress	-	-	400,000	400,000
90889	Blue Lake Watershed Plan	Authorized/in progress	-	-	35,000	35,000
90890	Analyzer Monitoring Panel	Authorized/in progress	-	-	25,000	25,000
90891	Blue Lake WTP Valve Insulation Box	Authorized/in progress	-	-	15,000	15,000
90892	Harbor Mountain Tank Ladder	Authorized/in progress	-	-	17,000	17,000
90893	SCADA Reporting Software	Authorized/in progress	-	-	10,000	10,000
90894	CMMS Data/Asset Management	Authorized/in progress	-	-	20,000	20,000
90913	Water Tanks-Interior Condition Assesment Exterior Painting	Authorized/in progress	-	-	40,000	40,000
90914	Transmission Main Condition Assessment	Authorized/in progress	-	-	150,000	150,000
90915	Blue Lake Slope Stabilization	Authorized/in progress	-	-	500,000	500,000
		TOTAL OPEN APPROPRIATIONS				34,708,100
90894	Asset Management/CMMS Implementation	New FY22	-	-	20,000	20,000
		TOTAL NEW APPROPRIATIONS				20,000
90652	UV Disinfection Feasibility	Physically complete	5,561,000	6,550,000	18,000	12,129,000
		TOTAL PHYSICALLY COMPLETE				12,129,000

City and Borough of Sitka
Wastewater Fund (Fund 730)
FY2022

Project number	Project Description	Status	Loans/ Bond Proceeds (approved)	Wastewater Fund Working Capital	Total approved	Total project (approved + contingent)
90447	WWTP Control System	Authorized/in progress	-	488,000	488,000	488,000
90531	Monastery St (DeGroff to Arrowhead) and Kinkead Utility & Street Improvements	Authorized/in progress	275,000	30,000	305,000	305,000
90565	Jamestown East Lift Station Replacement	Authorized/in progress	-	85,000	85,000	85,000
90655	WWTP-Rehabilitation	Authorized/in progress	9,737,000	45,000	9,782,000	9,782,000
90676	Brady Street Lift Station Rehabilitation	Authorized/in progress	217,400	828,759	1,046,159	1,046,159
90783	Replace Generators - Lift Station	Authorized/in progress	311,000	236,000	547,000	547,000
90784	WWTP Garage Doors and Blowers	Authorized/in progress	-	90,000	90,000	90,000
90800	Hypo Chlorite Injection System at the TH LS	Authorized/in progress	-	24,000	24,000	24,000
90809	Replace WWTP Influent Grinder	Authorized/in progress	-	100,000	100,000	100,000
90816	Channel Lift Station Rehabilitation	Authorized/in progress	371,734	682,024	1,053,758	1,053,758
90838	Lincoln Street Paving (Harbor Way to Harbor Drive)	Authorized/in progress	-	20,000	20,000	20,000
90843	Lake St (DeGroff to Arrowhead) and Hirst Utility & Street Improvements	Authorized/in progress	975,000	50,000	1,025,000	1,025,000
90845	Trailer Mounted Pump	Authorized/in progress	-	90,000	90,000	90,000
90858	Eagle Way Lift station	Authorized/in progress	-	220,000	470,000	470,000
90862	Japonski Sewer Force Main Condition Assessment	Authorized/in progress	-	250,000	250,000	250,000
90877	Brady-Gavan Road and Utility Project	Authorized/in progress	-	5,000	5,000	5,000
90894	Asset Management/CMMS Implementation	Authorized/in progress	-	25,000	25,000	25,000
90895	Wastewater Master Plan	Authorized/in progress	-	120,000	120,000	120,000
90896	Lake & Lincoln 20 Hp Pump	Authorized/in progress	-	27,000	27,000	27,000
90897	WW Lift station #6 6.5 Hp Pump	Authorized/in progress	-	12,000	12,000	12,000
90898	Granite Creek WW Pump	Authorized/in progress	-	16,000	16,000	16,000
90916	WWTP Blower Manifold Assessment/Design	Authorized/in progress	-	60,000	60,000	60,000
90917	Lincoln Street Lift Station Valve Replacement	Authorized/in progress	-	55,000	55,000	55,000
90918	WWTP Clarifier Drive Replacement	Authorized/in progress	-	55,000	55,000	55,000
90919	Thomsen Harbor Lift Station Rehabilitation	Authorized/in progress	-	75,000	75,000	75,000
TOTAL OPEN APPROPRIATIONS					15,825,917	15,825,917
90894	Asset Management/CMMS Implementation	New FY22-additional appropriation		20,000	20,000	20,000
TBD	Sludge thickener catwalk replacement	New FY22		20,000	20,000	20,000
90919	Thomsen Harbor lift station rehabilitation	New FY22-additional appropriation		420,000	420,000	420,000
TOTAL NEW APPROPRIATIONS					460,000	460,000

City and Borough of Sitka
Solid Waste Fund (Fund 740)
FY2022

Project number	Project Description	Status	Grants (approved)	Loans/ Bond Proceeds (approved)	Solid Waste Fund Working Capital	Other source	Contingent Grants	Contingent Loans/Bond proceeds	Contingent Other	Total Contingent	Total authorized	Total project (authorized + contingent)	Other source (description)	
90847	Expansion of Biosolids	Authorized/in progress	-	-	500,000	-	-	-	-	-	500,000	500,000		
90864	Transfer Station Scale	Authorized/in progress	-	-	95,000	-	-	-	-	-	95,000	95,000		
90865	Transfer Station Building	Authorized/in progress	-	-	170,000	-	-	-	-	-	170,000	170,000		
90871	Kimsham Landfill Drainage Compliance	Authorized/in progress	-	-	100,000	-	-	-	-	-	100,000	100,000		
90899	Scrap Yard Electrical	Authorized/in progress	-	-	8,000	-	-	-	-	-	8,000	8,000		
90900	Scrap Yard / Impound Fence	Authorized/in progress	-	-	15,000	-	-	-	-	-	15,000	15,000		
90920	Scrap Yard Tank Circular Concrete Structure Repairs	Authorized/in progress	-	-	8,500	-	-	-	-	-	8,500	8,500		
90921	Transfer Station Lighting	Authorized/in progress	-	-	10,000	-	-	-	-	-	10,000	10,000		
TOTAL PREVIOUSLY AUTHORIZED/IN PROGRESS											-	15,000	15,000	
TBD	Recycling Loading Dock Repair	New FY22	-	-	15,000	-	-	-	-	-	15,000	15,000		
TBD	Transfer Station Cameras	New FY22	-	-	55,000	-	-	-	-	-	55,000	55,000		
TOTAL NEW APPROPRIATIONS											-	70,000	70,000	

City and Borough of Sitka
Harbor Fund (Fund 750)
FY2022

Project number	Project Description	Status	Grants (approved)	Loans/ Bond Proceeds (approved)	Harbor Fund Working Capital	Contingent Grants	Total Contingent	Total authorized	Total project (authorized + contingent)
90798	Eliason Harbor Electrical Upgrades	Authorized/in progress	-	-	1,644,772	1,500,000	1,500,000	1,644,772	3,144,772
90810	Sealing Cove Harbor Maintenance Repairs	Authorized/in progress	-	-	15,000	-	-	15,000	15,000
90849	Crescent Harbor Phase 1	Authorized/in progress	5,000,000	8,000,000	1,000,000	-	-	14,000,000	14,000,000
90879	FY19 Seaplane Base	Authorized/in progress	842,629	-	56,176	15,157,371	15,157,371	898,805	16,056,176
90901	MSC Bulkhead Pile Repairs	Authorized/in progress	-	-	70,000	-	-	70,000	70,000
90902	Crescent Harbor High-load and Net Shed Condition Assessment	Authorized/in progress	-	-	75,000	-	-	75,000	75,000
90906	Harbor Security Cameras	Authorized/in progress	-	-	20,000	-	-	20,000	20,000
90903	Thomsen Harbor Anode Replacement	Authorized/in progress	203,000	-	203,000	-	-	406,000	406,000
90922	Crescent Harbor High Load Dock Project	New FY2021	-	-	450,000	-	-	450,000	450,000
90923	Sealing Cove Upland and Parking Lot Paving Repairs	New FY2021	-	-	50,000	-	-	50,000	50,000
TOTAL OPEN APPROPRIATIONS							16,657,371	17,629,577	34,286,948
TBD	Master Plan	New FY22	-	-	100,000	-	-	100,000	100,000
TBD	Eliason Electrical	New FY22-additional appropriation	-	-	3,500,000	-	-	3,500,000	3,500,000
TBD	Harbor Parking Lot Repairs	New FY22	-	-	30,000	-	-	30,000	30,000
TBD	Sealing Cove Lift Station	New FY22	-	-	20,000	-	-	20,000	20,000
TBD	Radio Repeaters	New FY22	-	-	7,000	-	-	7,000	7,000
TOTAL NEW APPROPRIATIONS							-	3,657,000	3,657,000

City and Borough of Sitka
 Airport Fund (Fund 760)
 FY2022

Project number	Project Description	Status	Grants (approved)	Loans/ Bond Proceeds (approved)	Airport Fund Working Capital	Other source	Contingent Grants	Total Contingent	Total authorized	Total project (authorized + contingent)
90835	SIT Airport Terminal Improvements	Authorized/in progress	158,570	4,000,000	-	264,468	10,000,000	10,000,000	4,423,038	14,423,038
90872	Air Taxi ADA Ramp and Door	Authorized/in progress	-	-	120,000	-	-	-	120,000	120,000
90873	Heat Pumps for Hold Room	Authorized/in progress	-	-	46,000	-	-	-	46,000	46,000
90911	Airport Terminal Entry Doors Replacement	Authorized/in progress	-	-	100,000	-	-	-	100,000	100,000
90924	Exterior Painting-Front and South sides	Authorized/in progress	-	-	100,000	-	-	-	100,000	100,000
TOTAL OPEN APPROPRIATIONS								10,000,000	4,689,038	14,689,038
90835	SIT Airport Terminal Improvements	New FY22	-	-	-	-	5,576,962	5,576,962	-	5,576,962
TOTAL NEW APPROPRIATIONS								5,576,962	-	5,576,962

City and Borough of Sitka
 Marine Service Center-Fund 770
 FY2022

Project number	Project Description	Status	MSC Fund Working Capital	Contingent Grants	Contingent Other	Total Contingent	Total authorized	Total project (authorized + contingent)
90874	MSC Roof Condenser Replacement	Authorized/in progress	200,000	-	-	-	200,000	200,000
90905	MSC Bulkhead Condition Assessment	Authorized/in progress	80,000	-	-	-	80,000	80,000
90901	MSC Bulkhead Repairs	Authorized/in progress	-	<i>7,940,000</i>	<i>500,000</i>	<i>8,440,000</i>	-	8,440,000
90926	Arctic Door Replacement Egress	Authorized/in progress	10,000	-	-	-	10,000	10,000
90927	Asphalt Patch	Authorized/in progress	5,000	-	-	-	5,000	5,000
90928	Freezer Vestibule Entry Curtains	Authorized/in progress	10,000	-	-	-	10,000	10,000
90929	Ramp Transition	Authorized/in progress	15,000	-	-	-	15,000	15,000
90930	Replace Loading Dock Bumper	Authorized/in progress	15,000	-	-	-	15,000	15,000
TOTAL OPEN APPROPRIATIONS						<i>8,440,000</i>	335,000	8,775,000
TBD	MSC overhead door "A"	New FY22	15,000	-	-	-	15,000	15,000
TOTAL NEW APPROPRIATIONS						-	15,000	15,000

City and Borough of Sitka
 GPIIP (Fund 780)
 FY2022

Project number	Project Description	Status	GPIG Fund Working Capital	Other source	Total authorized	Total project (authorized + contingent)	Other source (description)
90837	GPIIP Access Ramp	Authorized/in progress	40,000	-	40,000	40,000	
80273	Site Improvements	Authorized/in progress	232,185	-	232,185	232,185	
90836	GPIIP shoreline stabilization	Authorized/in progress	-	215,000	215,000	215,000	Fund 173
90854	GPIIP Site Clean UP	Authorized/in progress	-	35,000	35,000	35,000	Fund 173
90875	GPIIP Wash down pad	Authorized/in progress	20,000	-	20,000	20,000	
TOTAL OPEN APPROPRIATIONS					522,185	522,185	
TBD	Geotech assessment of APC landfill sites	New FY22	-	270,000	270,000	270,000	Fund 173
TOTAL NEW APPROPRIATIONS					-	270,000	

LONG-TERM INFRASTRUCTURE SINKING FUND
AND
ESTIMATED/PROJECTED ANNUAL INFRASTRUCTURE
MAINTENANCE AND REPLACEMENT COST
FOR THE NEXT TWENTY YEARS.

Ordinance 2012-30 was established October 9,
2012 Current Balance \$527,045

CITY AND BOROUGH OF SITKA

ORDINANCE NO. 2012-30

AN ORDINANCE OF THE CITY AND BOROUGH OF SITKA, ALASKA ADDING A NEW CHAPTER 4.44 TO THE SITKA GENERAL CODE ESTABLISHING REQUIRED LEVELS OF CASH TO BE MAINTAINED AND A NEW CHAPTER 4.45 TO THE SITKA GENERAL CODE ESTABLISHING A LONG TERM PUBLIC INFRASTRUCTURE SINKING FUND FOR THE OF REPAIR AND REPLACEMENT OF GENERAL FUND MUNICIPAL BUILDINGS, STREETS, SIDEWALKS, PARKING LOTS, AND PARKS

BE IT ENACTED by the Assembly of the City and Borough of Sitka, Alaska as follows:

1. **CLASSIFICATION.** This ordinance is of a permanent nature and is intended to become a part of the Sitka General Code.
2. **SEVERABILITY.** If any provision of this ordinance or any application to any person or circumstance is held invalid, the remainder of this ordinance and application to any person or circumstances shall not be affected.
3. **PURPOSE.** The purposes of this ordinance are to codify requirements to maintain minimum levels of cash within the General Fund, and, to establish a sinking fund for the repair and replacement of General Fund municipal buildings, streets, sidewalks, parking lots, and parks its subsequent use for such restricted purposes.
4. **ENACTMENT.** The Assembly of the City and Borough of Sitka hereby adds Chapter 4.44 and 4.45 to the Sitka General Code.

Chapter 4.44 REQUIRED LEVELS OF CASH TO BE MAINTAINED IN THE GENERAL FUND

* * *

4.44.01 Required Levels of Cash On Hand. The General Fund of the City and Borough of Sitka shall be required to maintain a minimum level of cash and cash equivalents in order to provide for adequate cash flow management and liquidity for the Municipality.

A. The minimum level of cash and cash equivalents to be maintained shall be equal to the total of all budgeted expenditure for the General Fund for the current fiscal year, divided by 4. Transfers from the General Fund balance shall not be considered expenditure for the purposes of this calculation.

B. For purposes of this Chapter, cash and cash equivalents shall be defined as cash held in demand deposits, overnight repurchase agreements as defined by SGC 4.28.060 4, money market mutual funds as defined by SGC 4.28.060 5, certificates of deposit as defined by SGC 4.28.060 2, and local government investment pools per SGC 4.28.060 6.

4.44.02 Restriction of General Fund Balance. A portion of the General Fund balance equal to the total of all budgeted expenditures for the General Fund for the current fiscal year, divided by 4, (transfers from the General Fund balance shall not be considered expenditure for the purposes of this calculation), shall be restricted as to its use in order to provide for required liquidity of the Municipality and not available for appropriation without a super majority of the Assembly voting in approval. An additional amount of \$2,000,000 shall be restricted as to its use in order to provide funds for responding to an emergency and not available for appropriation without a super majority of the Assembly voting in approval.

Chapter 4.45

LONG TERM INFRASTRUCTURE SINKING FUND FOR THE REPAIR AND REPLACEMENT OF GENERAL FUND MUNICIPAL BUILDINGS, STREETS, SIDEWALKS, PARKING LOTS, AND PARKS

* * *

4.45.01 Establishment of the Public Infrastructure Sinking Fund. There shall hereby be created, within the fund structure of the City and Borough of Sitka, a sinking fund for the repair and replacement of General Fund municipal buildings, streets, sidewalks, parking lots, and parks to be hereafter called the Public Infrastructure Sinking Fund.

4.45.02 Determination of the Required Balance of the Public Infrastructure Sinking Fund. Within 90 days after the start of each fiscal year, the Administrator shall prepare an analysis of the General Fund Balance with an accompanying recommendation as to an amount of the General Fund Balance available for potential transfer to the Public Infrastructure Sinking Fund. This analysis shall first take into account any portions of the General Fund restricted by Section 4.44 of the Sitka General Code before recommending any further amounts for potential transfer to the Public Infrastructure Sinking Fund.


4.45.03 Assembly Action. Within 60 days after presentation of the annual analysis by the Administrator, the amount determined by the Administrator shall automatically be transferred to the Public Infrastructure Sinking Fund, unless a super majority of the Assembly votes to change the recommended amount.

4.45.04 Use of the Sinking Fund. The Assembly shall annually appropriate an amount from the Public Infrastructure Sinking Fund to be used exclusively for the repair and replacement of General Fund municipal buildings, streets, sidewalks, parking lots, and parks as recommended by the Administrator in his annual budget.

4.45.05 Emergency Transfer of the Sinking Fund. The Assembly shall have the authority to transfer any portion of the Public Infrastructure Sinking Fund to the General Fund in the case of an emergency threatening public health, safety, or welfare which requires use of public funds. Such a transfer shall require an approval of a super majority of the Assembly.

EFFECTIVE DATE. This ordinance shall become effective the day after the date of passage.

PASSED, APPROVED, AND ADOPTED by the Assembly of the City and Borough of Sitka, Alaska this 9th day of October, 2012.




Cheryl Westover, Mayor

ATTEST:



Colleen Ingman, MMC
Municipal Clerk



City and Borough of Sitka

GENERAL
FUND

FISCAL YEAR 2022

Operating Budget

GENERAL FUND - SUMMARY BY ORGANIZATION

	2018 Actual Amount	2019 Actual Amount	2020 Actual Amount	2021 Amended Budget	2021 Projected Amount	2022 Budget
Fund: 100 General Fund						
Revenue						
100-300-301 - Property Tax	6,647,375	6,777,625	6,852,247	6,907,000	7,170,619	6,924,300
100-300-302 - Sales Tax	12,088,012	13,309,205	12,139,374	12,738,200	10,883,912	11,730,971
100-300-303 - Bed Tax	-	-	-	-	-	-
100-300-310 - State Revenue	875,827	1,018,052	960,286	814,430	814,430	852,644
100-300-315 - Federal Revenue	1,908,950	1,337,777	1,712,269	1,360,000	1,360,000	1,501,000
100-300-320 - Licenses & Permits	155,943	126,810	123,353	131,000	150,000	133,450
100-300-330 - Services	981,875	1,054,420	1,053,160	1,103,000	1,053,160	1,030,200
100-300-340 - Operating Revenue	758,794	704,450	614,974	605,000	400,000	363,500
100-300-360 - Uses of Prop & Investment	893,236	997,168	1,330,114	1,058,600	1,058,600	848,500
100-300-370 - Interfund Billings	2,855,202	2,695,448	2,663,479	2,705,560	2,705,560	2,784,694
100-300-380 - Miscellaneous	124,274	126,982	132,571	135,180	135,180	130,800
100-300-390 - Cash Basis Receipts	1,607,903	2,698,374	2,094,844	2,006,459	3,486,459	1,168,054
Revenue Totals	\$ 28,897,391.00	\$ 30,846,310.69	\$ 29,676,670.64	\$ 29,564,429.00	\$ 29,217,919.22	\$ 27,468,113.00
Expenditures						
100-500-001 - Administrative,Administrator & Assembly	1,029,605	1,328,169	737,141	1,134,074	1,458,044	1,268,741
100-500-002 - Attorney	223,921	969,937	511,063	400,098	400,098	413,108
100-500-003 - Municipal Clerk	403,604	404,283	430,351	444,973	444,973	463,272
100-500-004 - Finance	1,791,702	1,798,963	1,916,507	2,033,473	2,114,812	2,389,648
100-500-005 - Assessing	374,903	427,628	402,258	474,994	474,994	438,275
100-500-006 - Planning	245,256	204,921	240,930	284,572	284,572	282,953
100-500-007- General Office	461,193	503,770	556,224	616,985	654,934	689,563
100-500-008 - Other Expenditures	326,899	306,596	316,097	345,201	345,201	285,200
100-520-021-800 - Police	4,316,702	4,346,766	4,003,054	4,870,076	4,870,076	4,948,237
100-520-022-800 - Fire Protection	1,513,867	1,684,580	1,795,463	1,811,107	1,482,210	1,910,455
100-520-023 - Ambulance	286,208	289,523	302,939	366,176	302,939	405,377
100-520-024 - Search and Rescue	46,402	26,378	25,958	40,773	25,958	37,094
100-530-031 - Public Works Administration	662,949	676,754	630,695	699,011	699,011	738,210
100-530-032-800 - Engineering	901,654	919,428	876,846	877,369	700,000	837,411

GENERAL FUND - SUMMARY BY ORGANIZATION

	2018 Actual Amount	2019 Actual Amount	2020 Actual Amount	2021 Amended Budget	2021 Projected Amount	2022 Budget
100-530-033-800 - Streets	1,154,195	1,220,084	1,368,547	1,366,788	1,093,430	1,375,889
100-530-034-800 - Recreation	535,646	635,628	614,666	769,335	730,868	719,091
100-530-035-800 - Building Officials	235,504	275,762	269,410	272,169	272,169	333,677
100-540-041 - Library	840,140	896,936	878,567	1,015,097	1,015,097	1,071,260
100-540-043 - Centennial Building	560,055	621,048	699,948	716,825	702,489	740,038
100-540-047 - Senior Citizens	78,112	95,614	62,209	104,494	104,494	97,866
100-545-050 - Contingency	(4,096)	-	89,363	399,877	37,653	-
100-550-650-951 - Debt Payments	33,222	31,685	30,147	86,463	86,463	84,925
100-550-660-952 - Support Payments	7,294,013	7,524,879	7,511,994	7,618,993	7,618,993	8,364,150
100-550-670 - Fixed Assets	13,999	261,071	278,390	217,077	217,077	63,500
100-550-680 - Transfer to Other Funds	4,430,278	5,065,148	3,768,581	1,925,019	1,613,000	1,376,200
100-550-690 - Other Financing Sources	-	-	-	-	-	-
Expenditure Totals	\$ 27,755,933.00	\$ 30,515,551.97	\$ 28,317,349.40	\$ 28,891,015.61	\$ 27,749,555.86	\$ 29,334,140.34
Fund Total: General Fund	\$ 1,141,458.00	\$ 330,758.72	\$ 1,359,321.24	\$ 673,413.39	\$ 1,468,363.36	\$ (1,866,027.34)

City of Sitka General Fund

Fund: 100 General Fund	2018 Actual Amount	2019 Actual Amount	2020 Actual Amount	2021 Amended Budget	2022 Budget
Revenue					
<u>301 - Property Tax</u>					
3011 001 - Property Tax Levy	6,924,679	7,132,087	7,170,827	7,262,000	7,266,200
3011 002 - Auto Tax	92,790	84,188	76,607	90,000	75,000
3011 003 - Boat Tax	5,183	-	-	-	-
3011 004 - Penalty and Interest	63,056	45,861	79,028	60,000	80,000
3011 006 - Taxes Paid Voluntarily	49,698	11,561	45,690	40,000	49,000
3012 000 - Less Sr Citizen Exemption	(488,031)	(496,072)	(519,905)	(545,000)	(545,900)
301 - Property Tax Totals	\$ 6,647,375.00	\$ 6,777,625.00	\$ 6,852,247.15	\$ 6,907,000.00	\$ 6,924,300.00
<u>302 - Sales Tax</u>					
3021 001 - 1st Qtr Calendar Yr Sales	1,841,667	1,920,576	1,852,582	2,088,000	1,900,000
3021 002 - 2nd Qtr Calendar Yr Sales	3,875,384	4,040,342	2,668,020	3,893,000	3,535,171
3021 003 - 3rd Qtr Calendar Yr Sales	4,233,938	4,937,318	5,287,676	3,636,000	3,965,000
3021 004 - 4th Qtr Calendar Yr Sales	1,957,440	2,231,575	2,040,256	2,900,000	2,050,300
3021 005 - Previous Quarters Tax	11,832	(13,768)	122,361	50,000	122,000
3021 006 - Penalty & Interest	78,743	60,167	70,568	60,000	70,000
3021 007 - Discount	(14,107)	(13,440)	(9,122)	(14,000)	(8,500)
3021 008 - Home Construction Refund	(27,189)	-	-	(9,000)	(5,000)
3021 009 - Other Sales Tax Revenue	8,685	9,352	9,063	9,200	-
3021 010 - Fish Box Tax	121,619	137,084	97,970	125,000	102,000
302 - Sales Tax Totals	\$ 12,088,012.00	\$ 13,309,206.00	\$ 12,139,373.94	\$ 12,738,200.00	\$ 11,730,971.00

City of Sitka General Fund

Fund: 100 General Fund	2018 Actual Amount	2019 Actual Amount	2020 Actual Amount	2021 Amended Budget	2022 Budget
310 - State Revenue					
3101 003 - Revenue Sharing	595,992	543,229	497,524	376,291	415,199
3101 005 - Grant Revenue	15,587	19,801	-	-	-
3101 007 - Liquor Licenses	19,375	24,700	25,275	23,000	25,000
3101 012 - Public Library Assistance	7,000	7,000	7,000	7,000	7,000
3101 016 - Miscellaneous	28,371	26,537	11,575	10,500	4,445
3101 017 - PERS Relief	207,833	396,644	418,563	396,639	400,000
3101 019 - SAR reimbursement	1,670	140	349	1,000	1,000
3101 030 - Grant Revenue Pass Thru	-	-	-	-	-
310 - State Revenue Totals	\$ 875,828.00	\$ 1,018,051.00	\$ 960,285.89	\$ 814,430.00	\$ 852,644.00
315 - Federal Revenue					
3151 001 - Stumpage	613,224	529,232	458,071	500,000	600,000
3151 002 - Payment in Lieu of Taxes	1,206,982	749,463	796,501	600,000	800,000
3151 003 - Grant Revenue	61,149	59,081	457,696	260,000	101,000
3161 001 - COPS grants	27,595	-	-	-	-
315 - Federal Revenue Totals	\$ 1,908,950.00	\$ 1,337,776.00	\$ 1,712,268.79	\$ 1,360,000.00	\$ 1,501,000.00
320 - Licenses & Permits					
3201 001 - Building Permits	114,676	96,733	102,438	95,000	110,000
3201 002 - Planning & Zoning Permits	11,427	4,155	3,450	10,000	4,000
3201 003 - Parking Permits	410	240	235	1,000	250
3201 004 - Public Vehicle/Drivers	8,720	9,125	2,225	9,000	2,000
3201 005 - Bicycle Licenses	-	-	1,719	3,000	-
3201 006 - Animal Licenses	3,848	2,721	49	-	2,200
3201 007 - Itinerant Business Licens	18	6	-	-	-
3201 008 - Miscellaneous	663	600	300	-	-
3201 010 - Fire Marshall Fees	-	-	-	-	-
3201 011 - Park & Rec. Fees	13,141	8,564	12,088	9,000	12,000
3201 012 - Centennial Permit Fees	3,040	4,665	850	4,000	3,000
320 - Licenses & Permits Totals	\$ 155,943.00	\$ 126,809.00	\$ 123,353.48	\$ 131,000.00	\$ 133,450.00
330 - Services					
3301 002 - Police Contracts	-	-	-	-	-
3301 003 - Jail Contracts	391,194	391,194	391,194	391,200	391,200
3301 004 - DWI Jail Time Fees	-	-	-	-	-
3301 005 - Jail-Detox	6,820	3,755	330	3,800	-

City of Sitka General Fund

Fund: 100 General Fund	2018 Actual Amount	2019 Actual Amount	2020 Actual Amount	2021 Amended Budget	2022 Budget
3301 006 - Impound/Storage Fees	6,150	7,930	3,645	8,000	10,000
3301 007 - Police Other	6,838	7,008	11,010	8,000	8,000
3301 010 - E911 Surcharge	185,590	176,236	176,299	180,000	180,000
3302 000 - Police Medical Billings	22,656	1,342	5,406	22,000	-
3303 000 - Public Defender Fees	-	-	-	-	-
3321 001 - Ambulance Fees	342,108	456,247	457,302	455,000	425,000
3321 002 - Fire Dept Other	-	-	-	-	-
3331 001 - Library	11,027	9,317	7,126	12,000	10,000
3331 002 - Library Lost Book Replace	1,059	1,391	848	3,000	1,000
3331 003 - Library-Other	-	-	-	-	-
3331 004 - Library-Network	8,434	-	-	17,000	5,000
3333 000 - Sitka Builders Seminar	-	-	-	3,000	-
3351 000 - Legal Fees	-	-	-	-	-
330 - Services Totals	\$ 981,876.00	\$ 1,054,420.00	\$ 1,053,159.76	\$ 1,103,000.00	\$ 1,030,200.00
340 - Operating Revenue					
3454 000 - Concessions	2,340	1,569	697	3,000	-
3491 000 - Jobbing-Labor	752,179	702,758	610,557	600,000	361,500
3492 000 - Jobbing-Materials/Parts	628	78	-	1,000	1,000
3493 000 - Jobbing-Equipment	648	45	3,721	1,000	1,000
3494 000 - Jobbing-Outside Contracts	3,000.00	-	-	-	-
340 - Operating Revenue Totals	\$ 758,795.00	\$ 704,450.00	\$ 614,974.08	\$ 605,000.00	\$ 363,500.00
360 - Uses of Property & Investments					
3601 000 - Rent - Land	206,761	214,920	243,509	209,000	267,900
3602 000 - Rent - Building	9,600	9,600	9,600	9,600	9,600
3603 000 - Rent-Centennial Building	109,471	102,461	100,603	160,000	110,700
3604 000 - Rent-Senior Center	942	206	312	2,000	-
3606 000 - Rent-Tom Young Cabin	8,912	8,276	10,218	8,000	11,200
3610 000 - Interest Income	396,911	502,775	485,055	527,000	300,000
3615 000 - Gain(Loss)on Investments	-	-	299,664	-	-
3620 000 - Sale of Fixed Assets	-	-	-	-	-
3635 000 - Gravel & Rock Royalties	37,474	23,796	22,661	20,000	26,100
3640 000 - Library-Special Sales	1,784	1,452	1,046	2,000	2,000
3650 000 - City/St Bldg Cost Reimbur	121,381	133,683	157,445	121,000	121,000
360 - Uses of Property & Investments Totals	\$ 893,236.00	\$ 997,169.00	\$ 1,330,113.73	\$ 1,058,600.00	\$ 848,500.00

City of Sitka General Fund

Fund: 100 General Fund	2018 Actual Amount	2019 Actual Amount	2020 Actual Amount	2021 Amended Budget	2022 Budget
<u>370 - Interfund Billings</u>					
3701 152 - Interfund Bill NARCO	-	-	-	-	-
3701 200 - Electric Interfund Bill	965,971	979,647	865,541	888,247	944,703
3701 210 - Water Interfund Bill	301,476	292,397	313,204	304,247	303,905
3701 220 - WWater Interfund Bill	354,201	386,249	386,493	426,092	386,583
3701 230 - SWste Interfund Bill	422,522	335,638	382,347	381,828	418,737
3701 240 - Harbor Interfund Bill	325,824	247,943	293,329	287,624	316,400
3701 250 - Air Term Interfund Bill	107,953	95,022	98,343	91,065	82,854
3701 260 - MSC Interfund Bill	20,192	6,528	17,044	19,418	21,214
3701 270 - SMC Interfund Bill	32,874	66,277	62,738	59,944	65,185
3701 300 - MIS Interfund Bill	110,602	95,000	90,295	84,175	92,407
3701 310 - Garage Interfund Billing	108,814	122,204	79,326	83,312	77,547
3701 320 - Maint Fund Interfund Bill	104,774	68,543	74,819	79,608	75,159
370 - Interfund Billings Totals	\$ 2,855,203.00	\$ 2,695,448.00	\$ 2,663,478.96	\$ 2,705,560.00	\$ 2,784,694.00
<u>380 - Miscellaneous Revenue</u>					
3801 000 - Fines and Forfeits	46,173	60,072	55,230	60,000	54,000
3801 100 - Fines Minor Consuming	-	-	-	-	-
3804 000 - Return Check Fee (NSF)	600	500	500	1,000	1,000
3805 000 - Cash, (Short)/Long	(226)	11	(29)	-	-
3806 000 - Coffee Revenue-Cent Bldg	-	-	-	-	-
3807 000 - Miscellaneous	8,685	10,262	13,730	20,000	20,000
3807 100 - Miscellaneous Grant Revenue	10,152	-	250	-	-
3808 000 - Salary Reimbursement	175	175	788	1,380	1,000
3809 000 - Donations	8,069	6,978	1,150	1,800	1,800
3809 001 - Donation - Parks and Recreation	-	-	10,000	-	-
3810 000 - Cops Grant Donations	-	-	-	-	-
3811 000 - Property Damage Reimburse	-	-	-	-	-
3820 000 - Bad Debt Collected	3,234	2,666	5,092	3,000	5,000
3850 000 - Pcard Rebate	47,413	46,317	45,860	48,000	48,000
380 - Miscellaneous Revenue Totals	\$ 124,275.00	\$ 126,981.00	\$ 132,570.57	\$ 135,180.00	\$ 130,800.00

City of Sitka General Fund

Fund: 100 General Fund	2018 Actual Amount	2019 Actual Amount	2020 Actual Amount	2021 Amended Budget	2022 Budget
390 - Cash Basis Receipts					
3950 000 - Interfund Transfers In	-	1,015,219	200,000	-	-
3950 193 - Transfer In Utility Subsidization Fnd	-	-	-	-	-
3950 194 - Transfer In Comm Pass Tax	-	-	559	-	-
3950 195 - Transfer In Visitor Enhancement Fnd	50,000	200,000	80,000	-	-
3950 240 - Transfer In Harbor	-	-	-	-	-
3950 310 - Transfer In from 310	-	-	-	-	-
3950 320 - Transfer In Bldg Maint	-	25,000	-	-	-
3950 400 - Transfer In Permanent Fd	1,375,900	1,427,097	1,447,500	1,456,459	1,145,554
3950 410 - Transfer In Revolving Fnd	21,841	24,919	21,523	24,000	18,000
3950 420 - Transfer In Guarantee Fnd	5,409	6,139	5,263	6,000	4,500
3950 540 - Transfer in from fund 540	6,300	-	-	-	-
3950 700 - Transfer In Cap Proj Fund	148,453	-	-	-	-
3950-708 - Transfer in from fund 708			340,000.00	520,000.00	-
390 - Cash Basis Receipts Totals	\$ 1,607,903.00	\$ 2,698,374.00	\$ 2,094,844.29	\$ 2,006,459.00	\$ 1,168,054.00
Revenue Totals	\$ 28,897,396.00	\$ 30,846,309.00	\$ 29,676,670.64	\$ 29,564,429.00	\$ 27,468,113.00

City of Sitka General Fund

Fund: 100 General Fund	2018 Actual Amount	2019 Actual Amount	2020 Actual Amount	2021 Amended Budget	2022 Budget
<u>Expenditures</u>					
<u>400 - Salaries and Wages</u>					
5110 001 - Regular Salaries/Wages	5,138,735	5,127,853	4,914,941	6,591,646	6,830,531
5110 002 - Holidays	242,003	250,529	238,775	-	-
5110 003 - Sick Leave	182,044	200,246	154,233	-	-
5110 004 - Overtime	494,016	471,105	423,980	555,862	405,862
5110 010 - Temp Wages	338,163	427,883	733,703	374,611	281,006
400 - Salaries and Wages Totals	\$ 6,394,961.00	\$ 6,477,616.00	\$ 6,465,631.49	\$ 7,522,119.19	\$ 7,517,399.51
<u>450 - Fringe Benefits</u>					
5120 001 - Annual Leave	512,001	556,300	510,533	278,283	296,170
5120 002 - SBS	425,269	432,051	429,267	459,760	471,053
5120 003 - Medicare	99,155	101,357	100,500	113,336	113,340
5120 004 - PERS	1,613,099	1,801,254	1,754,928	1,868,530	2,049,196
5120 005 - Health Insurance	1,927,478	1,819,515	1,428,200	2,031,336	2,253,015
5120 006 - Life Insurance	1,091	1,072	990	947	965
5120 007 - Workmen's Compensation	223,607	216,210	218,051	236,325	169,932
5120 008 - Unemployment	7,654	2,603	2,760	-	-
450 - Fringe Benefits Totals	\$ 4,809,354.00	\$ 4,930,362.00	\$ 4,445,229.48	\$ 4,988,517.72	\$ 5,353,670.83
<u>500 - Operating Expenses</u>					
5201 000 - Training and Travel	167,167	239,459	117,993	221,283	270,967
5202 000 - Uniforms	32,447	27,786	29,556	33,300	38,100
5203 000 - Utilities	-	-	54,258	57,000	57,000
5203 001 - Electric	398,068	416,573	408,121	413,322	413,322
5203 005 - Heating Fuel	26,649	26,517	23,584	23,000	23,000
5203 006 - Interruptable electric	23,484	27,949	28,735	25,000	25,000
5204 000 - Telephone	113,556	105,704	82,759	135,345	122,151
5204 001 - Cell Phone Stipend	5,715	5,975	6,137	8,400	12,300
5205 000 - Insurance	179,396	232,748	314,257	328,568	470,700
5206 000 - Supplies	301,888	388,043	493,252	584,180	444,214
5207 000 - Repairs & Maintenance	51,553	26,943	27,455	76,530	78,230
5208 000 - Bldg Repair & Maint	360,590	430,865	452,667	534,546	544,485
5211 000 - Data Processing Fees	851,470	901,157	1,150,655	1,186,772	1,060,125
5211 001 - Information Technology Special	-	228,486	45,000	-	-
5212 000 - Contracted/Purchased Serv	716,153	901,559	750,868	1,072,244	1,149,184

City of Sitka General Fund

Fund: 100 General Fund	2018 Actual Amount	2019 Actual Amount	2020 Actual Amount	2021 Amended Budget	2022 Budget
5212 001 - Sitka Historical Contract	97,200	97,200	97,200	97,200	97,200
5212 002 - SEDA Contract	63,000	63,000	63,000	63,000	63,000
5214 000 - Interdepartment Services	21,414	14,790	26,300	30,000	-
5221 000 - Transportation/Vehicles	755,148	862,447	859,728	896,681	932,285
5222 000 - Postage	33,140	39,318	39,375	50,750	48,200
5223 000 - Tools & Small Equipment	114,677	106,340	114,915	134,533	116,450
5224 000 - Dues & Publications	38,447	35,460	32,312	50,170	47,505
5225 000 - Legal Expenditures	(78,593)	631,662	158,498	50,000	50,000
5226 000 - Advertising	67,539	55,924	75,449	61,188	69,900
5227 001 - Rent-Buildings	28,311	29,264	29,732	29,800	27,160
5227 002 - Rent-Equipment	27,603	10,572	52,251	29,790	29,258
5228 000 - Donations	117,833	128,000	115,260	125,000	125,000
5228 001 - Pass through grants	48,866	18,196	40,637	60,001	-
5229 000 - Investment Expenses	54,181	81,100	84,306	81,000	85,200
5231 000 - Credit Card Expense	69,969	65,410	67,827	70,000	70,000
5240 000 - Books & Publications	48,009	52,450	53,534	60,500	70,000
5265 000 - ARSSTC Fees	-	-	189	-	98,808
5280 000 - Public Defender Fees	-	-	-	-	-
5288 000 - Administrator Contingency	2,860	1,155	259	3,000	3,000
5289 000 - Mayor Contingency	2,006	4,215	1,276	3,000	3,000
5290 000 - Other Expenses	7,324,064	7,493,403	7,432,027	7,506,718	8,243,701
5290 100 - Unanticipated Repairs	10,316	-	-	50,000	50,000
5295 000 - Interest Expense	10,912	9,375	7,837	21,635	20,097
5297 000 - Debt Admin Expense	-	-	-	-	-
500 - Operating Expenses Totals	\$ 12,085,038.00	\$ 13,759,045.00	\$ 13,337,208.76	\$ 14,173,454.95	\$ 14,958,542.00

City of Sitka General Fund

Fund: 100 General Fund	2018 Actual Amount	2019 Actual Amount	2020 Actual Amount	2021 Amended Budget	2022 Budget
<u>700 - Cash Basis Expenditures</u>					
7101 000 - Fixed Assets-Land	-	-	-	-	-
7106.004 - Fixed Assets - Finance	-	-	-	-	-
7106.021 - Fixed Assets - Police	-	-	231,118	210,577	5,000
7106 022 - Fixed Assets-Fire Dept	-	248,089	47,272	-	40,000
7106 031 - Fixed Assets-PW Admin	-	-	-	-	7,500
7106 033 - Fixed Assets-Streets	-	12,983	-	-	2,500
7106 034 - Fixed Assets-Recreation	-	-	-	6,500	8,500
7106 041 - Fixed Assets - Library	-	-	-	-	-
7106 043 - Fixed Assets - Cent Bldg	-	-	-	-	-
7106 047 - Fixed Assets-Sr Citizen B	-	-	-	-	-
7108.000 - Fixed Assets - Furniture	13,999	-	-	-	-
7200 000 - Interfund Transfers Out	4,430,278	5,065,148	3,768,581	1,925,019	1,376,200
7301 000 - Note Principal Payments	22,310	22,310	22,310	64,828	64,828
7302 000 - Bond Principal Payments	-	-	-	-	-
7600 000 - Advances to Other Funds	-	-	-	-	-
700 - Cash Basis Expenditures Totals	\$ 4,466,587.00	\$ 5,348,530.00	\$ 4,069,279.94	\$ 2,206,923.75	\$ 1,504,528.00
Revenue Totals:	28,897,396	30,846,309	29,676,671	29,564,429	27,468,113
Expenditure Totals	27,755,940	30,515,553	28,317,350	28,891,016	29,334,140
Fund Total: General Fund	1,141,456	330,756	1,359,321	673,413	(1,866,027)



General Fund - Administrator/Assembly

Budget Year 2022

Account	Account Description	2018 Actual Amount	2019 Actual Amount	2020 Actual Amount	2021 Amended Budget	2022 Budget
Fund 100 - General Fund						
<i>Salaries and Wages</i>						
5110.001	Regular Salaries/Wages	214,116.08	286,438.93	90,712.43	264,239.90	278,533.98
5110.002	Holidays	5,985.08	7,535.40	3,496.76	.00	.00
5110.003	Sick Leave	5,598.84	20,848.00	2,379.69	.00	.00
5110.010	Temp Wages	29,800.00	38,850.00	81,350.00	27,600.00	27,600.00
<i>Salaries and Wages Totals</i>		\$255,500.00	\$353,672.33	\$177,938.88	\$291,839.90	\$306,133.98
<i>Fringe Benefits</i>						
5120.001	Annual Leave	30,121.85	42,687.34	5,498.49	13,151.00	22,121.00
5120.002	SBS	17,522.39	24,195.69	11,244.71	18,695.98	19,818.46
5120.003	Medicare	4,144.79	5,747.24	2,659.85	8,143.61	4,759.70
5120.004	PERS	58,625.38	86,482.46	28,706.91	86,670.12	69,833.32
5120.005	Health Insurance	79,952.21	82,116.55	25,386.38	71,716.32	70,258.56
5120.006	Life Insurance	32.82	40.06	10.40	8.04	22.20
5120.007	Workmen's Compensation	1,582.96	1,707.12	829.68	1,342.51	948.95
<i>Fringe Benefits Totals</i>		\$191,982.40	\$242,976.46	\$74,336.42	\$199,727.58	\$187,762.19
<i>Operating Expenses</i>						
5201.000	Training and Travel	14,983.85	34,377.03	18,676.54	32,966.00	50,200.00
5204.000	Telephone	6,475.30	9,240.42	4,226.87	14,192.00	5,900.00
5204.001	Cell Phone Stipend	125.00	.00	.00	300.00	900.00
5206.000	Supplies	8,951.93	7,812.03	6,590.77	8,600.00	8,500.00
5207.000	Repairs & Maintenance	1,560.00	1,560.00	.00	.00	.00
5211.000	Data Processing Fees	14,721.96	19,461.96	20,328.96	22,413.00	40,335.00
5211.001	Information Technology Special Projects	.00	2,205.00	.00	.00	.00
5212.000	Contracted/Purchased Serv	114,262.31	257,913.55	124,695.65	177,700.00	234,500.00
5222.000	Postage	95.95	20.40	32.76	150.00	100.00
5223.000	Tools & Small Equipment	786.91	.00	.00	.00	.00
5224.000	Dues & Publications	17,966.15	16,826.15	15,677.15	17,415.00	17,680.00
5226.000	Advertising	5,070.47	3,641.50	10,361.99	5,000.00	5,000.00
5288.000	Administrator Contingency	2,860.28	1,154.57	259.05	3,000.00	3,000.00
5289.000	Mayor Contingency	2,005.76	4,215.00	1,276.00	3,000.00	3,000.00
5290.000	Other Expenses	42,167.36	13,004.75	23,793.74	33,800.00	21,551.00
<i>Operating Expenses Totals</i>		\$232,033.23	\$371,432.36	\$225,919.48	\$318,536.00	\$390,666.00
Fund 100 - General Fund Totals		\$679,515.63	\$968,081.15	\$478,194.78	\$810,103.48	\$884,562.17



General Fund - Human Resources

Budget Year 2022

Account	Account Description	2018 Actual Amount	2019 Actual Amount	2020 Actual Amount	2021 Amended Budget	2022 Budget
Fund 100 - General Fund						
<i>Salaries and Wages</i>						
5110.001	Regular Salaries/Wages	120,929.43	74,798.02	72,901.76	163,973.25	160,407.99
5110.002	Holidays	5,364.93	6,314.40	2,920.93	.00	.00
5110.003	Sick Leave	25,810.68	18,581.09	2,453.62	.00	.00
5110.010	Temp Wages	.00	.00	6,705.68	.00	.00
<i>Salaries and Wages Totals</i>		\$152,105.04	\$99,693.51	\$84,981.99	\$163,973.25	\$160,407.99
<i>Fringe Benefits</i>						
5120.001	Annual Leave	10,481.16	18,078.48	2,771.62	.00	.00
5120.002	SBS	9,966.38	7,219.45	5,379.31	10,051.39	9,832.92
5120.003	Medicare	2,357.48	1,707.68	1,272.43	2,377.61	2,325.92
5120.004	PERS	41,109.19	30,292.08	23,264.90	36,074.11	42,081.81
5120.005	Health Insurance	63,735.10	45,479.40	26,044.60	60,449.52	57,612.00
5120.006	Life Insurance	28.32	20.43	15.86	14.16	28.32
5120.007	Workmen's Compensation	957.94	556.50	759.16	754.29	497.21
<i>Fringe Benefits Totals</i>		\$128,635.57	\$103,354.02	\$59,507.88	\$109,721.08	\$112,378.18
<i>Operating Expenses</i>						
5201.000	Training and Travel	5,450.00	15,513.93	5,840.00	1,300.00	9,000.00
5204.001	Cell Phone Stipend	.00	.00	.00	.00	300.00
5206.000	Supplies	1,283.59	3,864.24	1,978.32	2,034.00	2,034.00
5211.000	Data Processing Fees	14,721.96	15,570.00	15,093.96	12,892.00	16,549.00
5211.001	Information Technology Special Projects	.00	1,764.00	.00	.00	.00
5212.000	Contracted/Purchased Serv	45,828.21	118,884.05	89,521.02	32,000.00	77,170.00
5222.000	Postage	.00	.00	26.50	.00	.00
5224.000	Dues & Publications	2,065.03	1,282.98	1,946.90	2,025.00	5,740.00
5226.000	Advertising	.00	118.95	50.00	.00	500.00
5290.000	Other Expenses	.00	42.46	.00	25.00	100.00
<i>Operating Expenses Totals</i>		\$69,348.79	\$157,040.61	\$114,456.70	\$50,276.00	\$111,393.00
Fund 100 - General Fund Totals		\$350,089.40	\$360,088.14	\$258,946.57	\$323,970.33	\$384,179.17
Net Grand Totals		\$350,089.40	\$360,088.14	\$258,946.57	\$323,970.33	\$384,179.17



General Fund - Legal

Budget Year 2022

Account	Account Description	2018 Actual Amount	2019 Actual Amount	2020 Actual Amount	2021 Amended Budget	2022 Budget
Fund 100 - General Fund						
<i>Salaries and Wages</i>						
5110.001	Regular Salaries/Wages	150,789.78	168,504.55	167,748.49	199,359.63	203,269.41
5110.002	Holidays	6,979.88	8,212.16	8,286.16	.00	.00
5110.003	Sick Leave	5,044.60	5,647.47	6,427.49	.00	.00
<i>Salaries and Wages Totals</i>		\$162,814.26	\$182,364.18	\$182,462.14	\$199,359.63	\$203,269.41
<i>Fringe Benefits</i>						
5120.001	Annual Leave	15,421.56	12,220.79	28,886.93	10,187.00	10,293.00
5120.002	SBS	10,697.83	11,386.86	12,593.68	12,376.68	12,917.03
5120.003	Medicare	2,605.81	2,841.78	3,086.32	3,038.42	3,096.66
5120.004	PERS	44,993.66	54,492.18	57,706.45	55,542.58	62,432.47
5120.005	Health Insurance	41,452.35	48,751.15	35,752.60	41,490.96	45,262.56
5120.006	Life Insurance	19.84	21.02	22.20	22.20	22.20
5120.007	Workmen's Compensation	1,023.75	1,077.90	915.43	917.15	691.13
<i>Fringe Benefits Totals</i>		\$116,214.80	\$130,791.68	\$138,963.61	\$123,574.99	\$134,715.05
<i>Operating Expenses</i>						
5201.000	Training and Travel	2,093.56	3,357.97	1,092.52	7,300.00	7,000.00
5204.000	Telephone	415.72	436.30	398.88	680.00	400.00
5204.001	Cell Phone Stipend	500.00	575.00	600.00	600.00	.00
5206.000	Supplies	1,705.42	1,031.74	442.59	1,200.00	500.00
5207.000	Repairs & Maintenance	1,560.00	1,560.00	.00	.00	.00
5211.000	Data Processing Fees	14,721.96	15,570.00	15,093.96	15,723.00	16,549.00
5211.001	Information Technology Special Projects	.00	1,764.00	.00	.00	.00
5212.000	Contracted/Purchased Serv	(.60)	.00	.00	.00	.00
5221.000	Transportation/Vehicles	975.00	825.00	900.00	900.00	.00
5223.000	Tools & Small Equipment	471.23	.00	.00	.00	.00
5224.000	Dues & Publications	895.65	.00	675.00	660.00	675.00
5225.000	Legal Expenditures	(78,592.55)	631,661.53	158,468.29	50,000.00	50,000.00
5226.000	Advertising	48.15	.00	.00	.00	.00
5290.000	Other Expenses	99.00	.00	11,965.76	100.00	.00
<i>Operating Expenses Totals</i>		(\$55,107.46)	\$656,781.54	\$189,637.00	\$77,163.00	\$75,124.00
Fund 100 - General Fund Totals		\$223,921.60	\$969,937.40	\$511,062.75	\$400,097.62	\$413,108.46
Net Grand Totals		\$223,921.60	\$969,937.40	\$511,062.75	\$400,097.62	\$413,108.46



General Fund - Clerk

Budget Year 2022

Account	Account Description	2018 Actual Amount	2019 Actual Amount	2020 Actual Amount	2021 Amended Budget	2022 Budget
Fund 100 - General Fund						
<i>Salaries and Wages</i>						
5110.001	Regular Salaries/Wages	138,652.72	141,021.44	146,617.89	159,050.79	161,543.34
5110.002	Holidays	1,684.52	1,487.60	1,869.88	.00	.00
5110.003	Sick Leave	2,399.20	1,704.64	741.60	.00	.00
5110.010	Temp Wages	7,707.00	1,444.78	6,044.50	17,500.00	17,500.00
<i>Salaries and Wages Totals</i>		\$150,443.44	\$145,658.46	\$155,273.87	\$176,550.79	\$179,043.34
<i>Fringe Benefits</i>						
5120.001	Annual Leave	14,544.00	14,564.72	11,871.64	6,146.00	6,302.00
5120.002	SBS	10,217.92	9,913.61	10,331.84	11,254.36	11,416.86
5120.003	Medicare	2,416.97	2,345.00	2,443.92	2,662.14	2,700.56
5120.004	PERS	39,930.75	44,077.89	46,244.19	44,524.64	49,041.57
5120.005	Health Insurance	54,112.45	52,119.50	44,224.70	51,322.80	55,988.40
5120.006	Life Insurance	28.32	28.71	28.32	28.32	28.32
5120.007	Workmen's Compensation	946.79	815.92	772.83	816.41	557.87
<i>Fringe Benefits Totals</i>		\$122,197.20	\$123,865.35	\$115,917.44	\$116,754.67	\$126,035.58
<i>Operating Expenses</i>						
5201.000	Training and Travel	9,188.25	9,762.34	4,355.55	11,525.00	10,475.00
5204.000	Telephone	370.12	407.55	398.88	970.00	400.00
5204.001	Cell Phone Stipend	300.00	300.00	300.00	300.00	300.00
5206.000	Supplies	6,167.25	6,345.59	8,367.05	11,510.79	8,500.00
5207.000	Repairs & Maintenance	1,560.00	1,560.00	.00	.00	.00
5211.000	Data Processing Fees	20,735.04	24,497.04	51,132.96	33,169.00	44,253.00
5211.001	Information Technology Special Projects	.00	3,087.00	.00	.00	.00
5212.000	Contracted/Purchased Serv	37,781.63	27,674.50	27,904.43	34,300.00	29,300.00
5221.000	Transportation/Vehicles	900.00	900.00	900.00	900.00	900.00
5222.000	Postage	26.90	.00	28.00	150.00	150.00
5223.000	Tools & Small Equipment	.00	.00	3,999.84	.00	.00
5224.000	Dues & Publications	5,078.35	4,982.35	4,652.65	8,705.00	8,215.00
5226.000	Advertising	34,028.15	39,894.75	41,476.48	34,437.50	40,000.00
5227.001	Rent-Buildings	14,793.43	15,163.95	15,559.75	15,700.00	15,700.00
5290.000	Other Expenses	34.75	183.68	84.31	.00	.00
<i>Operating Expenses Totals</i>		\$130,963.87	\$134,758.75	\$159,159.90	\$151,667.29	\$158,193.00
Fund 100 - General Fund Totals		\$403,604.51	\$404,282.56	\$430,351.21	\$444,972.75	\$463,271.92



General Fund - Finance

Budget Year 2022

Account	Account Description	2018 Actual Amount	2019 Actual Amount	2020 Actual Amount	2021 Amended Budget	2022 Budget
Fund 100 - General Fund						
<i>Salaries and Wages</i>						
5110.001	Regular Salaries/Wages	737,760.72	746,279.00	807,559.64	975,252.41	1,074,100.32
5110.002	Holidays	37,578.15	36,819.58	37,155.47	.00	.00
5110.003	Sick Leave	47,921.95	34,428.19	31,625.13	.00	.00
5110.004	Overtime	768.97	172.51	373.88	.00	.00
5110.010	Temp Wages	.00	4,594.25	21,112.70	5,000.00	20,000.00
<i>Salaries and Wages Totals</i>		\$824,029.79	\$822,293.53	\$897,826.82	\$980,252.41	\$1,094,100.32
<i>Fringe Benefits</i>						
5120.001	Annual Leave	67,333.38	64,820.38	77,389.86	34,524.00	39,478.00
5120.002	SBS	54,635.60	53,918.96	59,780.69	62,206.27	69,506.41
5120.003	Medicare	12,923.66	12,864.73	14,140.60	14,714.24	16,441.20
5120.004	PERS	220,588.06	243,745.44	271,767.99	267,544.66	316,268.22
5120.005	Health Insurance	275,437.58	214,492.04	228,344.25	265,106.36	359,917.38
5120.006	Life Insurance	160.91	158.07	162.25	161.52	167.64
5120.007	Workmen's Compensation	5,141.40	4,445.99	4,432.74	4,509.52	3,392.80
5120.008	Unemployment	860.00	.00	.00	.00	.00
<i>Fringe Benefits Totals</i>		\$637,080.59	\$594,445.61	\$656,018.38	\$648,766.57	\$805,171.65
<i>Operating Expenses</i>						
5201.000	Training and Travel	11,349.82	11,967.57	6,907.91	18,100.00	18,100.00
5204.000	Telephone	(120.00)	(120.00)	(120.00)	.00	.00
5204.001	Cell Phone Stipend	.00	.00	.00	.00	300.00
5206.000	Supplies	8,913.92	9,353.77	8,038.07	12,000.00	10,000.00
5207.000	Repairs & Maintenance	.00	12.97	.00	1,000.00	.00
5211.000	Data Processing Fees	126,374.04	134,160.96	137,039.04	154,639.00	151,207.00
5211.001	Information Technology Special Projects	.00	31,758.00	.00	.00	.00
5212.000	Contracted/Purchased Serv	119,329.01	110,155.99	117,940.87	130,600.00	118,146.00
5221.000	Transportation/Vehicles	.00	106.82	.00	.00	.00
5222.000	Postage	462.00	50.20	648.85	500.00	500.00
5223.000	Tools & Small Equipment	365.48	817.99	129.00	500.00	500.00
5224.000	Dues & Publications	320.00	378.69	225.00	415.00	415.00
5225.000	Legal Expenditures	.00	.00	30.00	.00	.00
5226.000	Advertising	6,703.45	937.85	6,408.15	4,800.00	6,300.00
5229.000	Investment Expenses	54,181.23	81,099.85	84,305.84	81,000.00	85,200.00
5265.000	ARSSTC Fees	.00	.00	189.34	.00	98,808.00



General Fund - Finance

Budget Year 2022

Account	Account Description	2018 Actual Amount	2019 Actual Amount	2020 Actual Amount	2021 Amended Budget	2022 Budget
Fund	100 - General Fund					
	<i>Operating Expenses</i>					
5290.000	Other Expenses	2,712.99	1,543.43	920.00	900.00	900.00
	<i>Operating Expenses Totals</i>	\$330,591.94	\$382,224.09	\$362,662.07	\$404,454.00	\$490,376.00
Fund	100 - General Fund Totals	\$1,791,702.32	\$1,798,963.23	\$1,916,507.27	\$2,033,472.98	\$2,389,647.97
	Net Grand Totals	\$1,791,702.32	\$1,798,963.23	\$1,916,507.27	\$2,033,472.98	\$2,389,647.97



General Fund - Assessing

Budget Year 2022

Account	Account Description	2018 Actual Amount	2019 Actual Amount	2020 Actual Amount	2021 Amended Budget	2022 Budget
Fund 100 - General Fund						
<i>Salaries and Wages</i>						
5110.001	Regular Salaries/Wages	162,923.49	161,509.41	164,605.84	198,885.08	198,728.01
5110.002	Holidays	8,502.19	8,897.04	8,037.56	.00	.00
5110.003	Sick Leave	3,433.23	12,446.62	7,619.53	.00	.00
<i>Salaries and Wages Totals</i>		\$174,858.91	\$182,853.07	\$180,262.93	\$198,885.08	\$198,728.01
<i>Fringe Benefits</i>						
5120.001	Annual Leave	20,362.63	18,276.06	21,791.37	7,719.00	6,445.00
5120.002	SBS	12,059.03	12,421.29	12,423.41	12,664.73	12,577.25
5120.003	Medicare	2,852.46	2,938.11	2,938.68	2,995.77	2,975.01
5120.004	PERS	47,063.98	56,324.78	55,830.20	55,831.30	60,653.12
5120.005	Health Insurance	59,805.28	59,976.19	43,024.64	90,674.28	57,553.56
5120.006	Life Insurance	22.78	29.06	26.89	30.24	30.24
5120.007	Workmen's Compensation	1,104.41	1,033.39	885.05	914.72	615.96
5120.008	Unemployment	.00	.00	1,850.00	.00	.00
<i>Fringe Benefits Totals</i>		\$143,270.57	\$150,998.88	\$138,770.24	\$170,830.04	\$140,850.14
<i>Operating Expenses</i>						
5201.000	Training and Travel	1,655.37	8,173.45	8,377.79	4,750.00	4,750.00
5204.000	Telephone	740.24	795.26	797.76	798.00	798.00
5204.001	Cell Phone Stipend	600.00	600.00	312.10	600.00	600.00
5206.000	Supplies	2,316.32	825.59	440.53	1,500.00	1,500.00
5207.000	Repairs & Maintenance	769.84	68.29	52.50	1,000.00	1,000.00
5211.000	Data Processing Fees	37,422.96	37,316.04	34,205.04	36,161.00	38,846.00
5211.001	Information Technology Special Projects	.00	12,351.00	.00	.00	.00
5212.000	Contracted/Purchased Serv	.00	22,551.14	29,334.68	38,000.00	38,000.00
5214.000	Interdepartment Services	.00	637.99	.00	.00	.00
5221.000	Transportation/Vehicles	3,397.01	4,671.38	3,775.91	3,725.00	3,803.00
5222.000	Postage	2,299.71	1,154.45	14.35	5,800.00	2,900.00
5223.000	Tools & Small Equipment	2,435.18	893.93	541.82	2,000.00	1,500.00
5224.000	Dues & Publications	4,069.10	2,449.35	3,031.85	9,445.00	4,400.00
5226.000	Advertising	812.85	457.55	2,340.25	1,500.00	600.00
5290.000	Other Expenses	255.40	831.05	.00	.00	.00
<i>Operating Expenses Totals</i>		\$56,773.98	\$93,776.47	\$83,224.58	\$105,279.00	\$98,697.00
Fund 100 - General Fund Totals		\$374,903.46	\$427,628.42	\$402,257.75	\$474,994.12	\$438,275.15



General Fund - Planning

Budget Year 2022

Account	Account Description	2018 Actual Amount	2019 Actual Amount	2020 Actual Amount	2021 Amended Budget	2022 Budget
Fund 100 - General Fund						
<i>Salaries and Wages</i>						
5110.001	Regular Salaries/Wages	117,001.51	36,303.52	90,733.86	136,369.89	142,706.97
5110.002	Holidays	4,320.64	797.84	2,791.96	.00	.00
5110.003	Sick Leave	1,402.81	1,385.53	426.24	.00	.00
5110.004	Overtime	.00	69.00	.00	.00	.00
5110.010	Temp Wages	.00	50,045.35	51,930.50	.00	.00
<i>Salaries and Wages Totals</i>		\$122,724.96	\$88,601.24	\$145,882.56	\$136,369.89	\$142,706.97
<i>Fringe Benefits</i>						
5120.001	Annual Leave	8,748.80	6,904.03	1,845.64	4,510.00	4,500.00
5120.002	SBS	8,073.26	5,856.01	9,057.15	8,635.77	9,023.79
5120.003	Medicare	1,909.64	1,385.20	2,142.42	2,042.77	2,134.50
5120.004	PERS	32,253.49	11,135.69	27,498.85	32,730.91	39,423.42
5120.005	Health Insurance	11,878.65	10,776.58	21,092.50	51,322.80	35,306.16
5120.006	Life Insurance	19.84	6.57	16.17	14.16	22.20
5120.007	Workmen's Compensation	751.47	450.61	678.76	627.44	442.40
<i>Fringe Benefits Totals</i>		\$63,635.15	\$36,514.69	\$62,331.49	\$99,883.85	\$90,852.47
<i>Operating Expenses</i>						
5201.000	Training and Travel	2,920.52	6,139.23	1,734.31	9,000.00	9,000.00
5204.001	Cell Phone Stipend	225.00	25.00	25.00	300.00	600.00
5206.000	Supplies	3,025.75	989.61	1,238.83	2,500.00	1,500.00
5207.000	Repairs & Maintenance	825.00	68.29	593.29	820.00	820.00
5211.000	Data Processing Fees	22,083.96	18,087.00	17,406.96	18,238.00	19,214.00
5211.001	Information Technology Special Projects	.00	9,705.00	.00	.00	.00
5212.000	Contracted/Purchased Serv	28,531.07	41,243.65	6,900.00	16,500.00	16,500.00
5222.000	Postage	.00	35.93	40.55	.00	250.00
5223.000	Tools & Small Equipment	.00	.00	.00	200.00	.00
5224.000	Dues & Publications	1,165.00	195.00	100.00	760.00	760.00
5226.000	Advertising	120.40	3,032.35	4,576.65	.00	750.00
5290.000	Other Expenses	.00	283.96	100.00	.00	.00
<i>Operating Expenses Totals</i>		\$58,896.70	\$79,805.02	\$32,715.59	\$48,318.00	\$49,394.00
Fund 100 - General Fund Totals		\$245,256.81	\$204,920.95	\$240,929.64	\$284,571.74	\$282,953.44
Net Grand Totals		\$245,256.81	\$204,920.95	\$240,929.64	\$284,571.74	\$282,953.44



General Fund - 100 Lincoln Street

Budget Year 2022

Account	Account Description	2018 Actual Amount	2019 Actual Amount	2020 Actual Amount	2021 Amended Budget	2022 Budget
Fund 100 - General Fund						
<i>Operating Expenses</i>						
5203.001	Electric	58,094.37	52,553.35	52,780.43	52,000.00	52,000.00
5205.000	Insurance	52,484.03	78,910.29	114,410.88	121,212.00	176,500.00
5206.000	Supplies	12,434.06	10,189.42	11,149.98	11,765.00	11,150.00
5207.000	Repairs & Maintenance	1,000.00	2,622.12	2,000.00	2,610.00	2,110.00
5208.000	Bldg Repair & Maint	30,265.26	35,325.00	37,932.11	75,515.00	88,517.00
5212.000	Contracted/Purchased Serv	34,131.96	35,042.25	34,698.30	34,908.00	35,160.00
5221.000	Transportation/Vehicles	4,187.31	3,451.94	3,295.23	4,355.00	4,419.00
5222.000	Postage	20,156.57	21,110.83	20,902.17	24,000.00	24,000.00
5223.000	Tools & Small Equipment	.00	113.36	.00	.00	.00
5227.002	Rent-Equipment	7,035.36	6,470.60	6,294.24	6,600.00	6,318.00
5231.000	Credit Card Expense	69,968.90	65,410.48	67,827.33	70,000.00	70,000.00
5290.000	Other Expenses	.00	293.42	.00	.00	.00
<i>Operating Expenses Totals</i>		\$289,757.82	\$311,493.06	\$351,290.67	\$402,965.00	\$470,174.00
Fund 100 - General Fund Totals		\$289,757.82	\$311,493.06	\$351,290.67	\$402,965.00	\$470,174.00
Net Grand Totals		\$289,757.82	\$311,493.06	\$351,290.67	\$402,965.00	\$470,174.00



General Fund - 304 Lake Street

Budget Year 2022

Account	Account Description	2018 Actual Amount	2019 Actual Amount	2020 Actual Amount	2021 Amended Budget	2022 Budget
Fund 100 - General Fund						
<i>Operating Expenses</i>						
5203.001	Electric	55,471.11	63,878.14	66,045.89	70,000.00	70,000.00
5203.005	Heating Fuel	1,065.36	528.29	.00	1,000.00	1,000.00
5203.006	Interruptable electric	23,483.74	27,949.35	28,735.21	25,000.00	25,000.00
5204.000	Telephone	1,580.51	1,714.72	1,787.97	1,500.00	608.00
5208.000	Bldg Repair & Maint	36,449.06	44,820.27	54,978.92	61,812.00	67,797.00
5212.000	Contracted/Purchased Serv	53,385.72	53,385.72	53,385.72	54,708.00	54,984.00
<i>Operating Expenses Totals</i>		\$171,435.50	\$192,276.49	\$204,933.71	\$214,020.00	\$219,389.00
Fund 100 - General Fund Totals		\$171,435.50	\$192,276.49	\$204,933.71	\$214,020.00	\$219,389.00
Net Grand Totals		\$171,435.50	\$192,276.49	\$204,933.71	\$214,020.00	\$219,389.00



General Fund - Donations and Non-Profit Support

Budget Year 2022

Account	Account Description	2018 Actual Amount	2019 Actual Amount	2020 Actual Amount	2021 Amended Budget	2022 Budget
Fund 100 - General Fund						
<i>Operating Expenses</i>						
5212.001	Sitka Historical Contract	97,200.00	97,200.00	97,200.00	97,200.00	97,200.00
5212.002	SEDA Contract	63,000.00	63,000.00	63,000.00	63,000.00	63,000.00
5228.000	Donations	117,833.00	128,000.00	115,260.00	125,000.00	125,000.00
5228.001	Pass through grants	48,866.00	18,196.34	40,636.90	60,000.80	.00
5290.000	Other Expenses	.00	200.00	.00	.00	.00
<i>Operating Expenses Totals</i>		\$326,899.00	\$306,596.34	\$316,096.90	\$345,200.80	\$285,200.00
Fund 100 - General Fund Totals		\$326,899.00	\$306,596.34	\$316,096.90	\$345,200.80	\$285,200.00
Net Grand Totals		\$326,899.00	\$306,596.34	\$316,096.90	\$345,200.80	\$285,200.00



General Fund - Police Department

Budget Year 2022

Account	Account Description	2018 Actual Amount	2019 Actual Amount	2020 Actual Amount	2021 Amended Budget	2022 Budget
Fund 100 - General Fund						
<i>Salaries and Wages</i>						
5110.001	Regular Salaries/Wages	1,411,399.93	1,339,436.59	1,150,891.08	1,961,595.41	2,005,236.07
5110.002	Holidays	83,487.80	79,786.40	70,949.68	.00	.00
5110.003	Sick Leave	16,712.81	14,697.70	9,999.16	.00	.00
5110.004	Overtime	336,423.13	339,798.39	258,644.69	224,796.00	224,796.00
5110.010	Temp Wages	.00	49,376.90	321,764.38	.00	.00
<i>Salaries and Wages Totals</i>		\$1,848,023.67	\$1,823,095.98	\$1,812,248.99	\$2,186,391.41	\$2,230,032.07
<i>Fringe Benefits</i>						
5120.001	Annual Leave	172,267.83	178,218.21	118,732.02	95,073.00	106,881.90
5120.002	SBS	124,035.24	122,852.10	118,534.36	131,058.55	135,738.55
5120.003	Medicare	28,916.35	29,059.67	28,038.34	32,876.75	33,911.35
5120.004	PERS	492,624.27	531,150.78	452,804.52	530,639.39	559,480.74
5120.005	Health Insurance	703,443.67	622,623.29	409,083.89	686,264.28	773,370.48
5120.006	Life Insurance	329.52	308.64	266.28	240.60	276.60
5120.007	Workmen's Compensation	81,381.89	80,715.99	81,713.93	96,513.92	72,157.58
5120.008	Unemployment	3,733.51	113.28	(140.82)	.00	.00
<i>Fringe Benefits Totals</i>		\$1,606,732.28	\$1,565,041.96	\$1,209,032.52	\$1,572,666.49	\$1,681,817.20
<i>Operating Expenses</i>						
5201.000	Training and Travel	63,379.49	77,675.21	28,540.81	60,300.00	60,300.00
5202.000	Uniforms	25,511.04	18,319.30	21,730.48	23,500.00	27,800.00
5203.001	Electric	8,766.65	11,595.82	9,356.87	11,000.00	11,000.00
5203.005	Heating Fuel	8,887.49	11,222.34	9,412.25	7,000.00	7,000.00
5204.000	Telephone	97,770.83	86,317.10	67,589.94	110,755.00	106,395.00
5204.001	Cell Phone Stipend	1,014.52	1,000.00	900.00	1,200.00	4,500.00
5205.000	Insurance	53,226.76	63,636.96	90,717.74	95,356.00	140,000.00
5206.000	Supplies	42,752.21	38,575.72	30,334.62	41,000.00	50,500.00
5207.000	Repairs & Maintenance	5,915.54	3,897.86	6,128.47	9,300.00	9,300.00
5208.000	Bldg Repair & Maint	15,063.08	23,440.92	17,927.25	17,124.00	15,597.00
5211.000	Data Processing Fees	198,249.00	208,835.04	445,826.04	448,678.00	274,189.00
5211.001	Information Technology Special Projects	.00	111,168.00	30,000.00	.00	.00
5212.000	Contracted/Purchased Serv	91,706.35	74,972.59	48,696.60	59,420.00	76,420.00
5221.000	Transportation/Vehicles	113,575.56	141,621.24	103,138.86	121,885.00	149,027.00
5222.000	Postage	3,423.14	4,059.57	3,310.43	4,000.00	4,000.00
5223.000	Tools & Small Equipment	44,648.97	18,245.64	21,043.10	22,500.00	25,500.00



General Fund - Police Department

Budget Year 2022

Account	Account Description	2018 Actual Amount	2019 Actual Amount	2020 Actual Amount	2021 Amended Budget	2022 Budget
Fund 100 - General Fund						
<i>Operating Expenses</i>						
5224.000	Dues & Publications	2,972.19	2,486.97	1,040.06	2,900.00	2,700.00
5226.000	Advertising	3,750.68	4,578.60	3,172.40	5,900.00	5,600.00
5227.001	Rent-Buildings	13,518.00	14,100.00	14,172.00	14,100.00	11,460.00
5227.002	Rent-Equipment	175.47	.00	.00	600.00	600.00
5290.000	Other Expenses	67,639.70	42,879.32	28,734.54	54,500.00	54,500.00
<i>Operating Expenses Totals</i>		\$861,946.67	\$958,628.20	\$981,772.46	\$1,111,018.00	\$1,036,388.00
Fund 100 - General Fund Totals		\$4,316,702.62	\$4,346,766.14	\$4,003,053.97	\$4,870,075.90	\$4,948,237.27
Net Grand Totals		\$4,316,702.62	\$4,346,766.14	\$4,003,053.97	\$4,870,075.90	\$4,948,237.27



General Fund - Fire Department

Budget Year 2022

Account	Account Description	2018 Actual Amount	2019 Actual Amount	2020 Actual Amount	2021 Amended Budget	2022 Budget
Fund 100 - General Fund						
<i>Salaries and Wages</i>						
5110.001	Regular Salaries/Wages	438,300.74	471,535.99	479,440.08	567,243.45	608,017.32
5110.002	Holidays	12,943.01	20,397.40	23,109.94	.00	.00
5110.003	Sick Leave	14,545.81	12,591.41	14,586.34	.00	.00
5110.004	Overtime	94,403.00	91,367.63	115,960.99	95,066.00	95,066.00
5110.010	Temp Wages	45,845.00	38,528.00	60,088.50	60,000.00	60,000.00
<i>Salaries and Wages Totals</i>		\$606,037.56	\$634,420.43	\$693,185.85	\$722,309.45	\$763,083.32
<i>Fringe Benefits</i>						
5120.001	Annual Leave	20,814.35	52,649.29	60,127.25	26,052.00	25,381.00
5120.002	SBS	39,913.44	43,481.50	47,591.58	45,874.22	48,332.93
5120.003	Medicare	9,436.21	10,282.78	11,257.36	10,851.23	11,432.76
5120.004	PERS	148,800.61	178,031.13	192,215.17	190,065.15	220,469.62
5120.005	Health Insurance	131,849.57	146,444.34	117,765.27	146,953.14	177,921.60
5120.006	Life Insurance	86.44	94.92	92.58	94.92	80.76
5120.007	Workmen's Compensation	49,899.56	42,599.21	44,450.99	42,760.82	33,041.35
5120.008	Unemployment	20.64	2,366.34	.00	.00	.00
<i>Fringe Benefits Totals</i>		\$400,820.82	\$475,949.51	\$473,500.20	\$462,651.48	\$516,660.02
<i>Operating Expenses</i>						
5201.000	Training and Travel	21,101.24	25,413.54	12,139.94	24,000.00	34,500.00
5202.000	Uniforms	2,105.08	2,955.70	2,264.99	2,700.00	2,700.00
5203.001	Electric	38,767.38	41,566.53	39,440.80	40,000.00	40,000.00
5203.005	Heating Fuel	16,696.62	14,766.60	14,171.88	15,000.00	15,000.00
5204.000	Telephone	485.65	.00	.00	500.00	.00
5204.001	Cell Phone Stipend	300.00	300.00	300.00	300.00	.00
5205.000	Insurance	31,770.32	43,496.15	51,921.68	53,451.00	69,200.00
5206.000	Supplies	18,915.70	22,621.48	21,024.15	25,500.00	25,500.00
5207.000	Repairs & Maintenance	16,242.17	5,795.75	5,906.36	13,300.00	10,500.00
5208.000	Bldg Repair & Maint	26,095.08	46,510.83	37,123.40	28,060.00	24,241.00
5211.000	Data Processing Fees	78,275.04	82,883.04	89,894.04	100,538.00	96,443.00
5211.001	Information Technology Special Projects	.00	9,702.00	15,000.00	.00	.00
5212.000	Contracted/Purchased Serv	2,417.50	2,575.00	9,960.00	34,000.00	46,750.00
5221.000	Transportation/Vehicles	157,455.95	164,505.97	212,113.22	209,789.00	210,278.00
5222.000	Postage	148.25	263.44	103.40	350.00	500.00
5223.000	Tools & Small Equipment	42,868.96	62,787.03	66,492.31	75,883.00	52,000.00



General Fund - Fire Department

Budget Year 2022

Account	Account Description	2018 Actual Amount	2019 Actual Amount	2020 Actual Amount	2021 Amended Budget	2022 Budget
Fund 100 - General Fund						
<i>Operating Expenses</i>						
5224.000	Dues & Publications	.00	695.00	910.00	2,025.00	2,350.00
5226.000	Advertising	2,600.05	428.30	1,200.55	750.00	750.00
5290.000	Other Expenses	50,764.19	46,943.70	48,810.21	.00	.00
<i>Operating Expenses Totals</i>		\$507,009.18	\$574,210.06	\$628,776.93	\$626,146.00	\$630,712.00
Fund 100 - General Fund Totals		\$1,513,867.56	\$1,684,580.00	\$1,795,462.98	\$1,811,106.93	\$1,910,455.34
Net Grand Totals		\$1,513,867.56	\$1,684,580.00	\$1,795,462.98	\$1,811,106.93	\$1,910,455.34



General Fund - Ambulance

Budget Year 2022

Account	Account Description	2018 Actual Amount	2019 Actual Amount	2020 Actual Amount	2021 Amended Budget	2022 Budget
Fund 100 - General Fund						
<i>Salaries and Wages</i>						
5110.001	Regular Salaries/Wages	66,678.19	66,618.70	68,817.83	82,452.51	100,524.84
5110.002	Holidays	3,448.16	3,598.88	2,968.14	.00	.00
5110.003	Sick Leave	2,998.40	5,895.40	.00	.00	.00
5110.004	Overtime	11,108.34	6,891.29	8,583.56	20,000.00	20,000.00
5110.010	Temp Wages	.00	.00	.00	5,000.00	5,000.00
<i>Salaries and Wages Totals</i>		\$84,233.09	\$83,004.27	\$80,369.53	\$107,452.51	\$125,524.84
<i>Fringe Benefits</i>						
5120.001	Annual Leave	7,645.92	7,215.68	11,391.24	3,265.00	3,330.00
5120.002	SBS	5,632.19	5,530.49	5,624.94	6,786.91	7,898.89
5120.003	Medicare	1,332.25	1,308.18	1,330.54	1,605.40	1,868.40
5120.004	PERS	23,252.12	25,353.39	26,437.43	22,539.50	26,515.34
5120.005	Health Insurance	31,867.55	30,693.94	26,044.60	30,224.76	32,972.40
5120.006	Life Insurance	14.16	14.16	14.16	14.16	14.16
5120.007	Workmen's Compensation	7,111.48	5,539.51	5,423.35	6,554.51	5,579.35
<i>Fringe Benefits Totals</i>		\$76,855.67	\$75,655.35	\$76,266.26	\$70,990.24	\$78,178.54
<i>Operating Expenses</i>						
5201.000	Training and Travel	8,833.03	13,989.73	13,075.63	24,500.00	31,000.00
5202.000	Uniforms	514.31	980.57	1,954.54	3,000.00	3,500.00
5204.000	Telephone	1,141.24	1,202.70	1,491.84	1,200.00	1,600.00
5206.000	Supplies	21,864.36	18,348.86	24,989.79	40,034.70	39,500.00
5207.000	Repairs & Maintenance	.00	.00	.00	2,500.00	2,500.00
5212.000	Contracted/Purchased Serv	16,484.64	16,484.64	19,707.64	25,300.00	26,800.00
5221.000	Transportation/Vehicles	72,458.66	76,187.95	81,454.91	78,849.00	82,224.00
5222.000	Postage	439.04	285.05	268.05	500.00	500.00
5223.000	Tools & Small Equipment	243.64	2,224.40	3,181.25	11,700.00	13,900.00
5224.000	Dues & Publications	.00	.00	.00	150.00	150.00
5290.000	Other Expenses	3,140.78	1,159.33	180.00	.00	.00
<i>Operating Expenses Totals</i>		\$125,119.70	\$130,863.23	\$146,303.65	\$187,733.70	\$201,674.00
Fund 100 - General Fund Totals		\$286,208.46	\$289,522.85	\$302,939.44	\$366,176.45	\$405,377.38
Net Grand Totals		\$286,208.46	\$289,522.85	\$302,939.44	\$366,176.45	\$405,377.38



General Fund - Search and Rescue

Budget Year 2022

Account	Account Description	2018 Actual Amount	2019 Actual Amount	2020 Actual Amount	2021 Amended Budget	2022 Budget
Fund 100 - General Fund						
<i>Salaries and Wages</i>						
5110.010	Temp Wages	5,500.00	6,300.00	5,500.00	5,000.00	5,000.00
	<i>Salaries and Wages Totals</i>	\$5,500.00	\$6,300.00	\$5,500.00	\$5,000.00	\$5,000.00
<i>Fringe Benefits</i>						
5120.002	SBS	337.26	390.66	337.26	306.50	306.50
5120.003	Medicare	79.84	92.43	79.78	72.50	72.50
5120.007	Workmen's Compensation	221.43	313.17	323.84	296.00	216.50
	<i>Fringe Benefits Totals</i>	\$638.53	\$796.26	\$740.88	\$675.00	\$595.50
<i>Operating Expenses</i>						
5201.000	Training and Travel	6,545.48	2,948.79	.00	7,000.00	14,500.00
5204.000	Telephone	1,622.12	1,626.17	1,658.07	1,600.00	1,600.00
5206.000	Supplies	5,352.21	3,939.10	4,093.74	14,000.00	5,000.00
5207.000	Repairs & Maintenance	.00	.00	.00	1,350.00	1,350.00
5212.000	Contracted/Purchased Serv	4,195.00	3,153.98	3,250.00	2,500.00	2,100.00
5221.000	Transportation/Vehicles	372.00	458.99	244.00	1,148.00	1,148.00
5223.000	Tools & Small Equipment	10,233.89	5,224.20	3,539.97	6,300.00	4,600.00
5224.000	Dues & Publications	775.00	645.00	715.00	1,200.00	1,200.00
5290.000	Other Expenses	11,168.00	1,285.26	6,216.76	.00	.00
	<i>Operating Expenses Totals</i>	\$40,263.70	\$19,281.49	\$19,717.54	\$35,098.00	\$31,498.00
Fund 100 - General Fund Totals		\$46,402.23	\$26,377.75	\$25,958.42	\$40,773.00	\$37,093.50
Net Grand Totals		\$46,402.23	\$26,377.75	\$25,958.42	\$40,773.00	\$37,093.50



General Fund - Public Works Administration

Budget Year 2022

Account	Account Description	2018 Actual Amount	2019 Actual Amount	2020 Actual Amount	2021 Amended Budget	2022 Budget
Fund 100 - General Fund						
<i>Salaries and Wages</i>						
5110.001	Regular Salaries/Wages	280,351.97	257,451.76	281,820.77	342,470.92	348,155.73
5110.002	Holidays	12,808.00	13,871.45	12,172.28	.00	.00
5110.003	Sick Leave	9,228.82	20,829.82	10,640.69	.00	.00
5110.004	Overtime	.00	.00	.00	1,000.01	1,000.01
5110.010	Temp Wages	.00	4,785.00	.00	1,000.00	1,000.00
<i>Salaries and Wages Totals</i>		\$302,388.79	\$296,938.03	\$304,633.74	\$344,470.93	\$350,155.74
<i>Fringe Benefits</i>						
5120.001	Annual Leave	24,967.03	34,558.18	17,879.32	12,737.00	13,014.00
5120.002	SBS	20,158.83	20,412.71	19,862.12	21,896.65	22,262.08
5120.003	Medicare	4,768.40	4,828.44	4,698.21	5,179.52	5,265.94
5120.004	PERS	86,412.90	89,198.86	91,662.86	95,180.23	103,844.35
5120.005	Health Insurance	107,482.03	95,532.83	71,834.26	92,109.24	111,207.36
5120.006	Life Insurance	50.52	44.71	38.53	44.40	44.40
5120.007	Workmen's Compensation	1,937.79	1,645.22	1,468.06	1,642.89	1,125.78
<i>Fringe Benefits Totals</i>		\$245,777.50	\$246,220.95	\$207,443.36	\$228,789.93	\$256,763.91
<i>Operating Expenses</i>						
5201.000	Training and Travel	661.00	2,983.10	9.80	4,000.00	4,000.00
5204.000	Telephone	416.08	428.76	398.88	370.00	370.00
5204.001	Cell Phone Stipend	600.00	600.00	600.00	600.00	600.00
5206.000	Supplies	6,216.65	3,499.23	3,877.49	7,000.00	5,500.00
5207.000	Repairs & Maintenance	1,485.00	948.60	1,485.00	2,000.00	2,000.00
5211.000	Data Processing Fees	100,244.04	106,682.04	97,382.04	103,138.00	110,078.00
5211.001	Information Technology Special Projects	.00	14,112.00	.00	.00	.00
5212.000	Contracted/Purchased Serv	988.80	25.00	673.31	1,000.00	1,000.00
5221.000	Transportation/Vehicles	900.00	900.00	900.00	900.00	900.00
5223.000	Tools & Small Equipment	.00	.00	3,459.98	.00	.00
5224.000	Dues & Publications	200.00	2,292.44	470.00	370.00	470.00
5226.000	Advertising	.00	268.80	2,946.00	3,300.00	3,300.00
5227.002	Rent-Equipment	3,072.00	.00	6,144.00	3,072.00	3,072.00
5290.000	Other Expenses	.00	855.20	271.70	.00	.00
<i>Operating Expenses Totals</i>		\$114,783.57	\$133,595.17	\$118,618.20	\$125,750.00	\$131,290.00
Fund 100 - General Fund Totals		\$662,949.86	\$676,754.15	\$630,695.30	\$699,010.86	\$738,209.65



General Fund - Engineering

Budget Year 2022

Account	Account Description	2018 Actual Amount	2019 Actual Amount	2020 Actual Amount	2021 Amended Budget	2022 Budget
Fund 100 - General Fund						
<i>Salaries and Wages</i>						
5110.001	Regular Salaries/Wages	403,772.91	432,696.53	401,659.56	386,520.12	379,188.63
5110.002	Holidays	17,567.00	19,189.95	19,248.00	.00	.00
5110.003	Sick Leave	18,816.84	13,485.24	14,955.01	.00	.00
5110.004	Overtime	23,619.00	11,505.00	2,203.50	30,000.00	30,000.00
5110.010	Temp Wages	62,775.00	54,574.00	46,917.00	110,605.00	2,000.00
<i>Salaries and Wages Totals</i>		\$526,550.75	\$531,450.72	\$484,983.07	\$527,125.12	\$411,188.63
<i>Fringe Benefits</i>						
5120.001	Annual Leave	43,954.59	33,178.46	68,962.94	18,547.00	13,269.00
5120.002	SBS	35,108.29	34,666.97	34,002.80	33,449.61	26,019.39
5120.003	Medicare	8,304.61	8,200.16	8,043.09	7,912.24	6,154.62
5120.004	PERS	114,109.56	140,306.17	137,439.29	122,259.71	132,516.59
5120.005	Health Insurance	114,304.19	101,167.71	73,879.43	61,884.48	100,482.36
5120.006	Life Insurance	60.62	60.18	56.99	50.52	22.20
5120.007	Workmen's Compensation	22,227.69	23,415.46	19,624.57	22,353.92	9,460.75
5120.008	Unemployment	2,888.75	.00	.00	.00	.00
<i>Fringe Benefits Totals</i>		\$340,958.30	\$340,995.11	\$342,009.11	\$266,457.48	\$287,924.91
<i>Operating Expenses</i>						
5201.000	Training and Travel	1,666.27	3,671.10	1,706.55	3,000.00	1,700.00
5202.000	Uniforms	.00	.00	.00	500.00	500.00
5204.001	Cell Phone Stipend	1,175.00	900.00	750.00	1,200.00	1,200.00
5206.000	Supplies	412.41	174.60	346.18	1,500.00	1,500.00
5212.000	Contracted/Purchased Serv	20,436.55	37,523.00	44,586.60	64,400.00	120,000.00
5221.000	Transportation/Vehicles	3,540.57	4,320.12	1,890.31	8,586.00	7,497.00
5222.000	Postage	.00	.00	.00	100.00	100.00
5223.000	Tools & Small Equipment	2,633.95	.00	.00	500.00	500.00
5224.000	Dues & Publications	649.00	270.00	77.00	1,500.00	300.00
5226.000	Advertising	3,631.90	106.85	392.45	2,500.00	5,000.00
5290.000	Other Expenses	.00	16.47	105.00	.00	.00
<i>Operating Expenses Totals</i>		\$34,145.65	\$46,982.14	\$49,854.09	\$83,786.00	\$138,297.00
Fund 100 - General Fund Totals		\$901,654.70	\$919,427.97	\$876,846.27	\$877,368.60	\$837,410.54
Net Grand Totals		\$901,654.70	\$919,427.97	\$876,846.27	\$877,368.60	\$837,410.54



General Fund - Streets

Budget Year 2022

Account	Account Description	2018 Actual Amount	2019 Actual Amount	2020 Actual Amount	2021 Amended Budget	2022 Budget
Fund 100 - General Fund						
<i>Salaries and Wages</i>						
5110.001	Regular Salaries/Wages	218,723.85	189,078.90	230,140.71	233,818.92	239,344.29
5110.002	Holidays	8,168.52	9,195.99	9,001.01	.00	.00
5110.003	Sick Leave	4,490.51	8,715.37	11,712.40	.00	.00
5110.004	Overtime	20,472.38	10,083.71	22,262.30	27,500.00	27,500.00
5110.010	Temp Wages	99,577.50	97,449.00	50,187.50	51,028.00	51,028.00
<i>Salaries and Wages Totals</i>		\$351,432.76	\$314,522.97	\$323,303.92	\$312,346.92	\$317,872.29
<i>Fringe Benefits</i>						
5120.001	Annual Leave	8,802.03	9,135.44	8,430.08	7,557.00	7,859.00
5120.002	SBS	22,091.62	19,858.65	20,401.25	19,610.31	19,967.37
5120.003	Medicare	5,225.59	4,697.39	4,825.73	4,638.62	4,723.13
5120.004	PERS	64,141.63	61,898.36	80,750.93	71,072.19	82,302.55
5120.005	Health Insurance	44,274.38	51,235.10	59,114.75	73,150.68	69,843.72
5120.006	Life Insurance	36.27	29.61	38.28	24.12	24.12
5120.007	Workmen's Compensation	16,471.18	15,100.59	18,827.96	20,583.80	15,988.72
5120.008	Unemployment	.00	62.45	184.00	.00	.00
<i>Fringe Benefits Totals</i>		\$161,042.70	\$162,017.59	\$192,572.98	\$196,636.72	\$200,708.61
<i>Operating Expenses</i>						
5201.000	Training and Travel	551.99	404.03	610.00	4,000.00	2,200.00
5202.000	Uniforms	4,076.85	4,647.89	3,067.94	3,000.00	3,000.00
5203.001	Electric	82,820.44	82,763.84	82,663.74	82,822.00	82,822.00
5204.000	Telephone	105.50	613.25	914.41	100.00	1,000.00
5204.001	Cell Phone Stipend	150.00	300.00	1,075.00	1,200.00	1,200.00
5206.000	Supplies	105,882.37	204,108.16	251,968.03	209,500.00	198,000.00
5207.000	Repairs & Maintenance	.00	39.38	454.52	10,200.00	10,200.00
5208.000	Bldg Repair & Maint	3,123.05	4,564.95	8,439.85	9,526.00	11,598.00
5211.000	Data Processing Fees	22,815.00	23,820.00	23,859.96	24,214.00	22,441.00
5211.001	Information Technology Special Projects	.00	1,764.00	.00	.00	.00
5212.000	Contracted/Purchased Serv	58,888.81	25,557.45	52,648.69	97,000.00	92,000.00
5214.000	Interdepartment Services	21,262.66	14,151.56	26,299.59	.00	.00
5221.000	Transportation/Vehicles	309,809.17	367,231.74	359,006.33	342,474.00	353,479.00
5222.000	Postage	.00	.00	.00	200.00	200.00
5223.000	Tools & Small Equipment	2,805.35	5,834.35	6,633.91	6,000.00	12,000.00
5224.000	Dues & Publications	46.00	.00	.00	100.00	.00



General Fund - Streets

Budget Year 2022

Account	Account Description	2018 Actual Amount	2019 Actual Amount	2020 Actual Amount	2021 Amended Budget	2022 Budget
Fund 100 - General Fund						
<i>Operating Expenses</i>						
5226.000	Advertising	1,930.93	1,293.51	297.25	800.00	500.00
5227.002	Rent-Equipment	16,368.00	485.38	32,736.00	16,368.00	16,368.00
5290.000	Other Expenses	768.69	5,963.94	1,994.99	300.00	300.00
5290.100	Unanticipated Repairs	10,315.62	.00	.00	50,000.00	50,000.00
<i>Operating Expenses Totals</i>		\$641,720.43	\$743,543.43	\$852,670.21	\$857,804.00	\$857,308.00
Fund 100 - General Fund Totals		\$1,154,195.89	\$1,220,083.99	\$1,368,547.11	\$1,366,787.64	\$1,375,888.90
Net Grand Totals		\$1,154,195.89	\$1,220,083.99	\$1,368,547.11	\$1,366,787.64	\$1,375,888.90



General Fund - Recreation

Budget Year 2022

Account	Account Description	2018 Actual Amount	2019 Actual Amount	2020 Actual Amount	2021 Amended Budget	2022 Budget
Fund 100 - General Fund						
<i>Salaries and Wages</i>						
5110.001	Regular Salaries/Wages	100,207.49	146,548.95	147,693.03	165,714.12	168,632.10
5110.002	Holidays	5,449.35	6,271.16	6,917.68	.00	.00
5110.003	Sick Leave	8,689.62	8,602.06	7,419.31	.00	.00
5110.004	Overtime	3,800.03	7,449.12	13,160.14	4,000.01	4,000.01
5110.010	Temp Wages	54,052.75	55,679.00	40,793.38	48,000.00	48,000.00
<i>Salaries and Wages Totals</i>		\$172,199.24	\$224,550.29	\$215,983.54	\$217,714.13	\$220,632.11
<i>Fringe Benefits</i>						
5120.001	Annual Leave	8,139.69	12,237.24	10,936.37	5,552.00	5,805.00
5120.002	SBS	11,054.76	14,580.98	13,974.59	13,686.06	13,880.61
5120.003	Medicare	2,614.90	3,449.02	3,305.59	3,237.35	3,283.34
5120.004	PERS	30,720.24	50,537.11	51,631.84	48,211.25	53,578.05
5120.005	Health Insurance	44,693.39	60,834.52	55,859.87	81,547.56	55,988.40
5120.006	Life Insurance	26.76	35.18	34.35	28.32	36.36
5120.007	Workmen's Compensation	13,721.99	15,890.00	13,439.56	13,040.90	9,443.03
5120.008	Unemployment	150.99	56.05	238.56	.00	.00
<i>Fringe Benefits Totals</i>		\$111,122.72	\$157,620.10	\$149,420.73	\$165,303.44	\$142,014.79
<i>Operating Expenses</i>						
5201.000	Training and Travel	1,298.13	859.80	375.00	142.00	2,142.00
5202.000	Uniforms	240.03	882.86	537.79	600.00	600.00
5203.001	Electric	50,525.51	58,510.15	55,360.63	52,000.00	52,000.00
5204.000	Telephone	.00	265.92	398.88	.00	400.00
5204.001	Cell Phone Stipend	.00	1,075.00	975.00	900.00	900.00
5205.000	Insurance	3,358.06	5,353.73	6,267.20	6,500.00	9,400.00
5206.000	Supplies	31,468.10	22,809.40	18,869.93	39,000.00	39,200.00
5207.000	Repairs & Maintenance	15,842.92	1,590.58	7,674.52	19,500.00	26,000.00
5208.000	Bldg Repair & Maint	31,020.62	31,893.76	62,097.42	63,851.00	46,914.00
5211.000	Data Processing Fees	18,768.00	19,695.00	18,015.96	18,553.00	19,495.00
5211.001	Information Technology Special Projects	.00	1,764.00	.00	.00	.00
5212.000	Contracted/Purchased Serv	39,658.59	27,690.78	620.00	60,975.00	69,500.00
5214.000	Interdepartment Services	.00	.00	.00	30,000.00	.00
5221.000	Transportation/Vehicles	51,471.77	66,141.35	66,155.52	82,496.00	77,693.00
5223.000	Tools & Small Equipment	6,324.77	10,123.31	4,160.98	8,000.00	5,000.00
5226.000	Advertising	1,112.30	241.50	487.20	1,200.00	600.00



General Fund - Recreation

Budget Year 2022

Account	Account Description	2018 Actual Amount	2019 Actual Amount	2020 Actual Amount	2021 Amended Budget	2022 Budget
Fund 100 - General Fund						
<i>Operating Expenses</i>						
5227.002	Rent-Equipment	669.69	3,409.30	6,731.38	2,000.00	2,000.00
5290.000	Other Expenses	566.35	1,151.33	534.21	600.00	4,600.00
<i>Operating Expenses Totals</i>		\$252,324.84	\$253,457.77	\$249,261.62	\$386,317.00	\$356,444.00
Fund 100 - General Fund Totals		\$535,646.80	\$635,628.16	\$614,665.89	\$769,334.57	\$719,090.90
Net Grand Totals		\$535,646.80	\$635,628.16	\$614,665.89	\$769,334.57	\$719,090.90



General Fund - Building Officials

Budget Year 2022

Account	Account Description	2018 Actual Amount	2019 Actual Amount	2020 Actual Amount	2021 Amended Budget	2022 Budget
Fund 100 - General Fund						
<i>Salaries and Wages</i>						
5110.001	Regular Salaries/Wages	97,176.65	110,029.39	113,362.02	125,086.86	142,748.73
5110.002	Holidays	5,419.04	5,331.14	4,268.11	.00	.00
5110.003	Sick Leave	2,973.92	2,662.75	1,290.21	.00	.00
5110.010	Temp Wages	12,162.50	.00	.00	.00	.00
<i>Salaries and Wages Totals</i>		\$117,732.11	\$118,023.28	\$118,920.34	\$125,086.86	\$142,748.73
<i>Fringe Benefits</i>						
5120.001	Annual Leave	9,856.91	3,780.74	10,664.62	4,243.00	4,539.00
5120.002	SBS	7,853.45	7,484.91	7,961.84	7,928.02	9,028.53
5120.003	Medicare	1,857.67	1,770.51	1,883.33	1,875.29	2,135.67
5120.004	PERS	28,896.11	34,110.23	37,197.59	34,832.61	42,264.57
5120.005	Health Insurance	24,314.57	55,935.18	44,224.70	51,322.80	55,988.40
5120.006	Life Insurance	19.33	15.41	14.90	16.08	16.08
5120.007	Workmen's Compensation	5,701.08	6,666.87	6,906.29	6,666.99	4,439.61
<i>Fringe Benefits Totals</i>		\$78,499.12	\$109,763.85	\$108,853.27	\$106,884.79	\$118,411.86
<i>Operating Expenses</i>						
5201.000	Training and Travel	10,633.28	16,660.39	12,577.34	7,000.00	7,000.00
5204.001	Cell Phone Stipend	525.00	300.00	300.00	600.00	600.00
5206.000	Supplies	584.52	552.84	900.32	550.00	550.00
5211.000	Data Processing Fees	14,721.96	15,570.00	15,093.96	15,723.00	16,549.00
5211.001	Information Technology Special Projects	.00	1,764.00	.00	.00	.00
5212.000	Contracted/Purchased Serv	.00	.00	15.00	3,750.00	35,000.00
5221.000	Transportation/Vehicles	10,138.78	11,034.50	10,444.01	10,674.00	10,917.00
5223.000	Tools & Small Equipment	70.78	76.00	132.63	200.00	200.00
5224.000	Dues & Publications	1,232.37	2,016.76	2,173.23	1,450.00	1,450.00
5226.000	Advertising	1,366.20	.00	.00	250.00	250.00
<i>Operating Expenses Totals</i>		\$39,272.89	\$47,974.49	\$41,636.49	\$40,197.00	\$72,516.00
Fund 100 - General Fund Totals		\$235,504.12	\$275,761.62	\$269,410.10	\$272,168.65	\$333,676.59
Net Grand Totals		\$235,504.12	\$275,761.62	\$269,410.10	\$272,168.65	\$333,676.59



General Fund - Library

Budget Year 2022

Account	Account Description	2018 Actual Amount	2019 Actual Amount	2020 Actual Amount	2021 Amended Budget	2022 Budget
Fund 100 - General Fund						
<i>Salaries and Wages</i>						
5110.001	Regular Salaries/Wages	285,096.25	291,577.79	266,956.47	363,640.86	371,634.29
5110.002	Holidays	13,525.12	14,238.09	14,316.77	.00	.00
5110.003	Sick Leave	9,342.59	10,620.27	22,850.64	.00	.00
5110.004	Overtime	1,390.75	172.44	31.20	.00	.00
5110.010	Temp Wages	20,743.63	18,460.32	17,500.25	28,878.00	28,878.00
<i>Salaries and Wages Totals</i>		\$330,098.34	\$335,068.91	\$321,655.33	\$392,518.86	\$400,512.29
<i>Fringe Benefits</i>						
5120.001	Annual Leave	29,919.19	22,693.46	28,671.63	16,639.00	17,356.00
5120.002	SBS	22,001.77	21,930.70	21,474.95	25,081.42	25,615.20
5120.003	Medicare	5,223.24	5,187.56	5,079.74	5,932.82	6,059.10
5120.004	PERS	83,506.06	94,882.44	94,040.07	100,373.26	109,654.29
5120.005	Health Insurance	63,322.20	74,101.35	64,560.38	94,953.24	103,584.72
5120.006	Life Insurance	94.37	107.15	88.95	90.96	84.84
5120.007	Workmen's Compensation	2,069.25	1,823.12	1,577.00	1,805.60	1,241.70
5120.008	Unemployment	.00	4.86	.00	.00	.00
<i>Fringe Benefits Totals</i>		\$206,136.08	\$220,730.64	\$215,492.72	\$244,876.30	\$263,595.85
<i>Operating Expenses</i>						
5201.000	Training and Travel	4,855.96	5,561.93	1,973.30	2,400.00	5,100.00
5203.001	Electric	22,583.06	22,064.99	21,943.73	22,000.00	22,000.00
5204.000	Telephone	(26.39)	32.99	.00	100.00	100.00
5204.001	Cell Phone Stipend	200.00	.00	.00	300.00	300.00
5205.000	Insurance	16,560.03	18,736.88	24,454.98	25,153.00	36,700.00
5206.000	Supplies	13,393.14	19,726.53	20,092.42	20,011.41	20,000.00
5207.000	Repairs & Maintenance	.00	.00	50.00	1,200.00	1,200.00
5208.000	Bldg Repair & Maint	22,023.75	26,831.86	36,065.54	38,106.00	41,039.00
5211.000	Data Processing Fees	110,189.04	117,660.96	109,418.04	118,231.00	122,959.00
5211.001	Information Technology Special Projects	.00	16,758.00	.00	.00	.00
5212.000	Contracted/Purchased Serv	52,711.50	46,725.90	56,945.31	67,000.00	65,354.00
5214.000	Interdepartment Services	151.50	.00	.00	.00	.00
5222.000	Postage	6,088.35	12,338.28	14,000.00	15,000.00	15,000.00
5223.000	Tools & Small Equipment	788.09	.00	238.99	750.00	750.00
5224.000	Dues & Publications	1,012.66	939.38	617.87	1,050.00	1,000.00
5226.000	Advertising	4,930.25	201.60	1,739.80	750.00	750.00



General Fund - Library

Budget Year 2022

Account	Account Description	2018 Actual Amount	2019 Actual Amount	2020 Actual Amount	2021 Amended Budget	2022 Budget
Fund 100 - General Fund						
<i>Operating Expenses</i>						
5227.002	Rent-Equipment	282.90	207.00	345.00	1,150.00	900.00
5240.000	Books & Publications	48,009.46	52,449.79	53,534.41	60,500.00	70,000.00
5290.000	Other Expenses	152.99	900.71	.00	4,000.00	4,000.00
<i>Operating Expenses Totals</i>		<i>\$303,906.29</i>	<i>\$341,136.80</i>	<i>\$341,419.39</i>	<i>\$377,701.41</i>	<i>\$407,152.00</i>
Fund 100 - General Fund Totals		\$840,140.71	\$896,936.35	\$878,567.44	\$1,015,096.57	\$1,071,260.14
Net Grand Totals		\$840,140.71	\$896,936.35	\$878,567.44	\$1,015,096.57	\$1,071,260.14



General Fund - Centennial Hall

Budget Year 2022

Account	Account Description	2018 Actual Amount	2019 Actual Amount	2020 Actual Amount	2021 Amended Budget	2022 Budget
Fund 100 - General Fund						
<i>Salaries and Wages</i>						
5110.001	Regular Salaries/Wages	194,853.45	208,023.51	233,279.93	265,972.05	247,759.47
5110.002	Holidays	8,771.79	8,584.06	11,264.21	.00	.00
5110.003	Sick Leave	2,633.00	7,104.32	9,106.01	.00	.00
5110.004	Overtime	2,030.42	3,595.87	2,759.34	3,500.00	3,500.00
5110.010	Temp Wages	.00	7,796.50	23,808.50	15,000.00	15,000.00
<i>Salaries and Wages Totals</i>		\$208,288.66	\$235,104.26	\$280,217.99	\$284,472.05	\$266,259.47
<i>Fringe Benefits</i>						
5120.001	Annual Leave	18,620.20	25,081.29	24,682.17	12,381.00	9,596.00
5120.002	SBS	13,909.38	15,949.33	18,690.43	18,196.91	16,909.87
5120.003	Medicare	2,185.44	2,651.33	3,274.05	3,179.26	3,999.90
5120.004	PERS	56,071.44	69,235.18	79,729.07	74,438.20	78,835.72
5120.005	Health Insurance	75,553.13	67,235.04	81,963.30	80,843.04	89,757.36
5120.006	Life Insurance	60.63	58.41	63.34	64.68	44.40
5120.007	Workmen's Compensation	11,354.49	12,413.64	15,021.79	14,223.98	10,091.13
5120.008	Unemployment	.00	.00	627.84	.00	.00
<i>Fringe Benefits Totals</i>		\$177,754.71	\$192,624.22	\$224,051.99	\$203,327.07	\$209,234.38
<i>Operating Expenses</i>						
5203.001	Electric	61,317.08	63,954.52	60,994.14	64,000.00	64,000.00
5205.000	Insurance	20,392.98	20,674.69	24,142.14	24,500.00	35,100.00
5206.000	Supplies	7,380.88	9,867.67	11,110.82	12,200.00	12,200.00
5207.000	Repairs & Maintenance	4,792.53	7,219.14	3,109.81	8,750.00	8,250.00
5208.000	Bldg Repair & Maint	21,176.34	19,727.55	28,730.09	46,614.00	62,876.00
5211.000	Data Processing Fees	57,426.00	61,347.96	60,864.00	64,462.00	71,018.00
5211.001	Information Technology Special Projects	.00	8,820.00	.00	.00	.00
5212.000	Contracted/Purchased Serv	(487.24)	.00	4,785.00	8,000.00	10,500.00
5223.000	Tools & Small Equipment	.00	.00	1,361.54	.00	.00
5226.000	Advertising	1,433.55	722.05	.00	.00	.00
5290.000	Other Expenses	580.00	986.00	580.00	500.00	600.00
<i>Operating Expenses Totals</i>		\$174,012.12	\$193,319.58	\$195,677.54	\$229,026.00	\$264,544.00
Fund 100 - General Fund Totals		\$560,055.49	\$621,048.06	\$699,947.52	\$716,825.12	\$740,037.85
Net Grand Totals		\$560,055.49	\$621,048.06	\$699,947.52	\$716,825.12	\$740,037.85



General Fund - Senior Center

Budget Year 2022

Account	Account Description	2018 Actual Amount	2019 Actual Amount	2020 Actual Amount	2021 Amended Budget	2022 Budget
Fund 100 - General Fund						
<i>Operating Expenses</i>						
5203.001	Electric	19,722.74	19,685.25	19,535.24	19,500.00	19,500.00
5204.000	Telephone	2,579.05	2,742.44	2,816.15	2,580.00	2,580.00
5205.000	Insurance	1,603.44	1,939.37	2,341.92	2,396.00	3,800.00
5206.000	Supplies	2,867.14	3,407.14	2,633.30	3,080.00	3,080.00
5207.000	Repairs & Maintenance	.00	.00	.00	3,000.00	3,000.00
5208.000	Bldg Repair & Maint	25,374.10	47,749.83	19,372.43	43,938.00	35,906.00
5221.000	Transportation/Vehicles	25,966.36	20,090.19	15,509.98	30,000.00	30,000.00
<i>Operating Expenses Totals</i>		\$78,112.83	\$95,614.22	\$62,209.02	\$104,494.00	\$97,866.00
Fund 100 - General Fund Totals		\$78,112.83	\$95,614.22	\$62,209.02	\$104,494.00	\$97,866.00
Net Grand Totals		\$78,112.83	\$95,614.22	\$62,209.02	\$104,494.00	\$97,866.00



General Fund - Contingency

Budget Year 2022

Account	Account Description	2018 Actual Amount	2019 Actual Amount	2020 Actual Amount	2021 Amended Budget	2022 Budget
Fund 100 - General Fund						
<i>Salaries and Wages</i>						
5110.004	Overtime	.00	.00	.00	150,000.00	.00
	<i>Salaries and Wages Totals</i>	\$0.00	\$0.00	\$0.00	\$150,000.00	\$0.00
<i>Operating Expenses</i>						
5206.000	Supplies	.00	.00	64,764.70	119,694.00	.00
5212.000	Contracted/Purchased Serv	(4,096.92)	.00	24,598.75	130,182.75	.00
	<i>Operating Expenses Totals</i>	(\$4,096.92)	\$0.00	\$89,363.45	\$249,876.75	\$0.00
Fund 100 - General Fund Totals		(\$4,096.92)	\$0.00	\$89,363.45	\$399,876.75	\$0.00
Net Grand Totals		(\$4,096.92)	\$0.00	\$89,363.45	\$399,876.75	\$0.00



General Fund - Debt Service

Budget Year 2022

Account	Account Description	2018 Actual Amount	2019 Actual Amount	2020 Actual Amount	2021 Amended Budget	2022 Budget
Fund 100 - General Fund						
<i>Operating Expenses</i>						
5295.000	Interest Expense	10,912.48	9,374.82	7,837.19	21,635.00	20,097.00
	<i>Operating Expenses Totals</i>	\$10,912.48	\$9,374.82	\$7,837.19	\$21,635.00	\$20,097.00
<i>Cash Basis Expenditures</i>						
7301.000	Note Principal Payments	22,309.85	22,309.77	22,309.77	64,828.00	64,828.00
	<i>Cash Basis Expenditures Totals</i>	\$22,309.85	\$22,309.77	\$22,309.77	\$64,828.00	\$64,828.00
	Fund 100 - General Fund Totals	\$33,222.33	\$31,684.59	\$30,146.96	\$86,463.00	\$84,925.00
	Net Grand Totals	\$33,222.33	\$31,684.59	\$30,146.96	\$86,463.00	\$84,925.00



General Fund - School District Support

Budget Year 2022

Account	Account Description	2018 Actual Amount	2019 Actual Amount	2020 Actual Amount	2021 Amended Budget	2022 Level 3
Fund 100 - General Fund						
<i>Operating Expenses</i>						
5203.000	Utilities	.00	.00	54,258.40	57,000.00	57,000.00
5208.000	Bldg Repair & Maint	150,000.00	150,000.00	150,000.00	150,000.00	150,000.00
5290.000	Other Expenses	6,837,151.00	7,224,207.96	7,307,735.71	7,411,993.00	8,157,150.00
<i>Operating Expenses Totals</i>		\$6,987,151.00	\$7,374,207.96	\$7,511,994.11	\$7,618,993.00	\$8,364,150.00
Fund 100 - General Fund Totals		\$6,987,151.00	\$7,374,207.96	\$7,511,994.11	\$7,618,993.00	\$8,364,150.00
Net Grand Totals		\$6,987,151.00	\$7,374,207.96	\$7,511,994.11	\$7,618,993.00	\$8,364,150.00



General Fund - Hospital Support

Budget Year 2022

Account	Account Description	2018 Actual Amount	2019 Actual Amount	2020 Actual Amount	2021 Amended Budget	2022 Budget
Fund	100 - General Fund					
	<i>Operating Expenses</i>					
5290.000	Other Expenses	306,862.62	150,671.00	.00	.00	.00
	<i>Operating Expenses Totals</i>	<u>\$306,862.62</u>	<u>\$150,671.00</u>	<u>\$0.00</u>	<u>\$0.00</u>	<u>\$0.00</u>
Fund	100 - General Fund Totals	<u>\$306,862.62</u>	<u>\$150,671.00</u>	<u>\$0.00</u>	<u>\$0.00</u>	<u>\$0.00</u>
	Net Grand Totals	<u>\$306,862.62</u>	<u>\$150,671.00</u>	<u>\$0.00</u>	<u>\$0.00</u>	<u>\$0.00</u>



General Fund - Fixed Assets

Budget Year 2022

Account	Account Description	2018 Actual Amount	2019 Actual Amount	2020 Actual Amount	2021 Amended Budget	2022 Budget
Fund 100 - General Fund						
<i>Cash Basis Expenditures</i>						
7106.004	Fixed Assets-Finance	.00	.00	.00	.00	5,000.00
7106.021	Fixed Assets-Police Dept	.00	.00	231,117.71	210,576.75	.00
7106.022	Fixed Assets-Fire Dept	.00	248,088.54	47,271.84	.00	40,000.00
7106.031	Fixed Assets-Public Works	.00	.00	.00	.00	7,500.00
7106.033	Fixed Assets-Streets	.00	12,982.60	.00	.00	2,500.00
7106.034	Fixed Assets-Recreation	.00	.00	.00	6,500.00	8,500.00
7108.000	Fixed Assets-Furniture	13,999.20	.00	.00	.00	.00
<i>Cash Basis Expenditures Totals</i>		\$13,999.20	\$261,071.14	\$278,389.55	\$217,076.75	\$63,500.00
Fund 100 - General Fund Totals		\$13,999.20	\$261,071.14	\$278,389.55	\$217,076.75	\$63,500.00
Net Grand Totals		\$13,999.20	\$261,071.14	\$278,389.55	\$217,076.75	\$63,500.00



General Fund - Transfers to Other Funds

Budget Year 2022

Account	Account Description	2018 Actual Amount	2019 Actual Amount	2020 Actual Amount	2021 Amended Budget	2022 Budget
Fund 100 - General Fund						
	<i>Cash Basis Expenditures</i>					
7200.000	Interfund Transfers Out	4,430,278.31	5,065,148.24	3,768,580.62	1,925,019.00	1,376,200.00
	<i>Cash Basis Expenditures Totals</i>	<u>\$4,430,278.31</u>	<u>\$5,065,148.24</u>	<u>\$3,768,580.62</u>	<u>\$1,925,019.00</u>	<u>\$1,376,200.00</u>
Fund 100 - General Fund	Totals	<u>\$4,430,278.31</u>	<u>\$5,065,148.24</u>	<u>\$3,768,580.62</u>	<u>\$1,925,019.00</u>	<u>\$1,376,200.00</u>
	Net Grand Totals	<u>\$4,430,278.31</u>	<u>\$5,065,148.24</u>	<u>\$3,768,580.62</u>	<u>\$1,925,019.00</u>	<u>\$1,376,200.00</u>


City and Borough of Sitka
General Fund (Fund 700)
FY2022

Project number	Project Description	Status	Grants (approved)	General Fund Working Capital	Other source	Total project (authorized + contingent)	Other source (description)/Notes
90690	City/State Troubleshoot Air Control System	Authorized/in progress	-	16,000	-	16,000	
90740	Nelson Logging Road Upgrade	Authorized/in progress	2,343,000	-	-	2,343,000	
90790	East DeGross St Utilities & Street Improvements	Authorized/in progress	-	320,763	-	320,763	
90812	Storm Drain Improvements	Authorized/in progress	-	100,000	-	100,000	
90814	Cross Trail Multimodal Pathway Phase 6	Authorized/in progress	2,132,698	165,171	50,000	2,347,869	CPET
90832	CAMA (Computer Assisted Mass Appraisal)	Authorized/in progress	-	150,000	-	150,000	
90838	Lincoln Street Paving (Harbor Way to Harbor Drive)	Authorized/in progress	-	1,965,000	105,000	2,070,000	CPET
90843	Lake St (DeGross to Arrowhead) and Hirst Utility & Street Improvements	Authorized/in progress	-	798,060	-	798,060	
90844	Lincoln Street Paving (Jeff Davis to Harbor Drive)	Authorized/in progress	-	1,165,000	-	1,165,000	
90855	Sea Walk Part II	Authorized/in progress	1,674,713	5,000	153,060	1,832,773	CPET
90861	Asset Management/CMMS Implementation	Authorized/in progress/re-prioritization	-	425,400	11,600	437,000	Funding increased \$279,000 from Brady/Gavan Paving (closed)
90866	City Hall HVAC & Controls Replacement	Authorized/in progress	-	500,000	-	500,000	
90867	RMS/CAD Police Department	Authorized/in progress	-	360,000	-	360,000	
90878	Sitka Paving-Katlian Street	Authorized/in progress	-	692,868	-	692,868	
90879	Seaplane Base Project	Authorized/in progress	-	50,000	56,176	106,176	
90881	Peterson Storm Sewer Rehabilitation	Authorized/in progress	115,000	1,020,000	-	1,135,000	
90885	Senior Center - ADA Ramp and Rear porch Improvements	Authorized/in progress	-	15,000	-	15,000	
90886	Community Playground Safety Improvement	Authorized/in progress	-	10,000	-	10,000	
90887	Lower Moller East Playground Improvements	Authorized/in progress	-	10,000	-	10,000	
90888	Pioneer Park Shelter Improvements	Authorized/in progress	-	15,000	-	15,000	
90907	Police Department Heat Pumps	Authorized/in progress	-	23,000	-	23,000	
90909	No Name Mountain Master Plan	Authorized/in progress	-	165,000	-	165,000	
90925	Knutson Drive Critical Repairs	Authorized/in progress	-	1,000,000	-	1,000,000	
90912	Crescent Harbor Restroom Replacement	Authorized/in progress	87,905	76,000	154,000	317,905	Harbor-\$76000 CPET \$78,000
TOTAL OPEN APPROPRIATIONS						14,612,509	
90881	Peterson Storm Sewer Rehabilitation	New FY22-Additional Appropriation	125,000	-	-	125,000	New grant funding
TBD	City Hall Building Carpet Replacement	New FY22			150,000	150,000	Building Maintenance Fund
TBD	HCH Cedar Trim and Lam Beam Refinishing	New FY22			150,000	150,000	Building Maintenance Fund
TBD	Library Shelving Upgrade	New FY22			35,000	35,000	Library Endowment Fund
TOTAL NEW APPROPRIATIONS						460,000	
90692	Centennial Hall Upgrades	Physically complete	14,704,848	-	1,666,000	16,370,848	
90739	Kattleson Memorial Library Expansion	Physically complete	5,350,000	357,114	1,212,842	6,919,956	
90741	Baranof Warm Springs Dock Imp	Physically complete	1,900,000	-	-	1,900,000	
TOTAL PHYSICALLY COMPLETE						6,919,956	

General Fund
Pro Forma Financial Projection

FY2020, FY2021 (approved) FY2021 (projected), FY2022 Proposed

<u>Operations</u>	<u>FY2020</u>	<u>FY2021 (approved)</u>	<u>FY2021 (projected)</u>	<u>FY2022 (proposed appropriations)</u>
Revenue	27,962,686	27,557,970	25,415,149	26,300,059
General Governmental Costs	(16,728,236)	(18,747,366)	(17,965,214)	(19,445,365)
Debt Service (excluding school debt)	(30,147)	(86,483)	(86,483)	(84,925)
School support	(7,511,994)	(7,618,993)	(7,577,993)	(8,364,150)
Surplus before Capital Expenditures and Transfers	3,692,309	1,105,128	(214,541)	(1,594,381)
Fixed asset acquisitions	(278,390)	(6,500)	(6,500)	(63,500)
1% seasonal sales tax to School Debt Service Fund	(1,279,834)	(1,338,166)	(1,200,000)	(1,250,000)
Transfer to/from Public Infrastructure Sinking Fund	340,000	520,000	-	-
Net transfers to/from Permanent Fund	1,266,559	1,208,716	1,208,716	1,145,553
Transfer to/from capital projects funds and other transfers	(2,000,460)	(556,853)	2,034,805	(103,700)
Surplus/(deficit)	1,740,184	932,325	1,822,480	(1,866,028)
<u>General Fund, fund balance</u>				
Fund balance, beginning	15,757,890	17,498,074	17,498,074	19,320,554
Fund balance, ending	17,498,074	18,430,399	19,320,554	17,454,526
Unassigned portion of fund balance, ending	3,827,823	6,760,148	7,650,303	5,784,275
<u>Capital Project Funds</u>				
Grant/other revenue	1,003,745	80,000	740,000	129,000
Net transfers in/(out)	1,750,474	200,000	13,271	335,000
Capital expenditures	(1,581,819)	(280,000)	(1,500,000)	(464,000)
Beginning fund balance Capital Project Funds	6,315,004	7,487,404	7,487,404	6,740,675
Ending fund balance Capital Project Funds	7,487,404	7,487,404	6,740,675	6,740,675



City and Borough of Sitka

ELECTRIC FUND

FISCAL YEAR 2022

Operating Budget

City and Borough of Sitka, AK

ELECTRIC FUND - SUMMARY BY EXPENDITURE TYPE

Summary

	2018 Actual Amount	2019 Actual Amount	2020 Actual Amount	2021 Amended Budget	2022 Budget
Revenue					
State Revenue	\$ 130,934.66	\$ 436,252.23	\$ 239,861.40	\$ 166,959.00	\$ 228,856.00
Federal Revenue	\$ 575,663.45	\$ 578,078.21	\$ 579,979.06	\$ 578,300.00	\$ -
Operating Revenue	\$ 17,268,279.16	\$ 17,251,119.31	\$ 16,786,994.13	\$ 17,991,989.00	\$ 17,884,818.00
Other Operating Revenue	\$ 116,339.87	\$ 133,562.10	\$ 79,874.43	\$ 132,000.00	\$ 243,168.00
Uses of Property & Investments	\$ 468,709.30	\$ 481,920.07	\$ 461,655.75	\$ 225,000.00	\$ 350,000.00
Interfund Billings	\$ -	\$ -	\$ -	\$ -	\$ -
Miscellaneous Revenue	\$ 17,694.53	\$ 29,104.00	\$ 2,974.97	\$ 2,000.00	\$ 5,000.00
Cash Basis Receipts	\$ 157,651,052.59	\$ 3,407,268.37	\$ 2,095,834.68	\$ 264,469.00	\$ 72,000.00
Revenue Totals	\$ 176,228,673.56	\$ 22,317,304.29	\$ 20,247,174.42	\$ 19,360,717.00	\$ 18,783,842.00
Expenditures					
Salaries and Wages	\$ 2,723,679.72	\$ 2,814,691.19	\$ 2,624,188.79	\$ 3,019,854.76	\$ 3,217,109.96
Fringe Benefits	\$ 1,760,770.20	\$ 1,409,585.13	\$ 1,733,275.22	\$ 1,823,062.53	\$ 1,987,551.27
Operating Expenses	\$ 10,144,411.79	\$ 10,134,972.30	\$ 9,759,551.02	\$ 10,581,623.05	\$ 10,286,946.00
Other Financing Uses	\$ -	\$ -	\$ -	\$ -	\$ -
Amortization & Depreciation	\$ 7,811,129.61	\$ 7,849,193.89	\$ 7,959,324.43	\$ 7,849,191.00	\$ 7,959,327.00
Cash Basis Expenditures	\$ 75,000.00	\$ 39,427.86	\$ 1,600,769.31	\$ 5,278,834.00	\$ 4,187,718.00
Expenditure Totals	\$ 22,514,991.32	\$ 22,247,870.37	\$ 23,677,108.77	\$ 28,552,565.34	\$ 27,638,652.23
Fund Total: Electric Fund	\$ 153,713,682.24	\$ 69,433.92	\$ (3,429,934.35)	\$ (9,191,848.34)	\$ (8,854,810.23)

City and Borough of Sitka, AK

ELECTRIC FUND - SUMMARY BY DEPARTMENT

Summary

	2018 Actual Amount	2019 Actual Amount	2020 Actual Amount	2021 Amended Budget	2022 Budget
Revenue					
State Revenue	\$ 130,934.66	\$ 436,252.23	\$ 239,861.40	\$ 166,959.00	\$ 228,856.00
Federal Revenue	\$ 575,663.45	\$ 578,078.21	\$ 579,979.06	\$ 578,300.00	\$ -
Operating Revenue	\$ 17,268,279.16	\$ 17,251,119.31	\$ 16,786,994.13	\$ 17,991,989.00	\$ 17,884,818.00
Other Operating Revenue	\$ 116,339.87	\$ 133,562.10	\$ 79,874.43	\$ 132,000.00	\$ 243,168.00
Uses of Prop & Investment	\$ 468,709.30	\$ 481,920.07	\$ 461,655.75	\$ 225,000.00	\$ 350,000.00
Interfund Billings	\$ -	\$ -	\$ -	\$ -	\$ -
Miscellaneous	\$ 17,694.53	\$ 29,104.00	\$ 2,974.97	\$ 2,000.00	\$ 5,000.00
Cash Basis Receipts	\$ 157,651,052.59	\$ 3,407,268.37	\$ 2,095,834.68	\$ 264,469.00	\$ 72,000.00
Revenue Totals	\$ 176,228,673.56	\$ 22,317,304.29	\$ 20,247,174.42	\$ 19,360,717.00	\$ 18,783,842.00
Expenditures					
Administration	\$ 2,001,325.82	\$ 1,551,406.64	\$ 1,801,771.83	\$ 2,757,972.52	\$ 3,043,423.22
Stores	\$ 195,466.69	\$ 202,099.36	\$ 190,329.18	\$ 190,321.15	\$ 191,390.96
Green lake	\$ 685,066.08	\$ 829,504.93	\$ 724,826.59	\$ 998,235.42	\$ 1,028,732.76
Blue lake	\$ 2,163,820.08	\$ 2,099,772.60	\$ 2,086,142.63	\$ 2,212,665.34	\$ 2,323,534.61
Diesel Plant	\$ 619,413.43	\$ 669,517.67	\$ 601,521.95	\$ 882,024.17	\$ 890,410.82
Switchyard	\$ 31,604.69	\$ 8,974.65	\$ 26,943.14	\$ 20,000.00	\$ 20,000.00
Line Maintenance	\$ 152,844.67	\$ 215,249.63	\$ 168,692.68	\$ 183,500.00	\$ 183,500.00
Substation Maintenance	\$ 9,259.11	\$ 10,032.25	\$ 34,339.92	\$ 18,000.00	\$ 18,000.00
Distribution	\$ 2,157,019.85	\$ 2,300,063.50	\$ 2,139,156.83	\$ 1,868,018.85	\$ 2,042,102.22
Metering	\$ 430,904.58	\$ 405,988.82	\$ 417,760.88	\$ 470,826.89	\$ 487,355.64
Jobbing	\$ 99,569.52	\$ 107,170.93	\$ 155,459.74	\$ 100,000.00	\$ 100,000.00
Depreciation/Amortization	\$ 7,811,129.61	\$ 7,849,193.89	\$ 7,959,324.43	\$ 7,849,191.00	\$ 7,959,327.00
Debt Payments	\$ 6,082,567.19	\$ 5,998,895.50	\$ 5,840,838.97	\$ 8,846,303.00	\$ 7,620,875.00
Fixed Asset Acquisition	\$ -	\$ -	\$ -	\$ 75,000.00	\$ 75,000.00
Transfers to Capital Projects and Other Funds	\$ 75,000.00	\$ -	\$ 1,530,000.00	\$ 2,080,507.00	\$ 1,655,000.00
Other	\$ -	\$ -	\$ -	\$ -	\$ -
Expenditure Totals	\$ 22,514,991.32	\$ 22,247,870.37	\$ 23,677,108.77	\$ 28,552,565.34	\$ 27,638,652.23
Fund Total: Electric Fund	\$ 153,713,682.24	\$ 69,433.92	\$ (3,429,934.35)	\$ (9,191,848.34)	\$ (8,854,810.23)



Electric Fund

Budget Year 2022

Account	Account Description	2018 Actual Amount	2019 Actual Amount	2020 Actual Amount	2021 Amended Budget	2022 Budget
Fund 200 - Electric Fund						
<i>Salaries and Wages</i>						
5110.001	Regular Salaries/Wages	2,103,196.19	2,126,492.09	1,960,339.52	2,644,854.76	2,842,109.96
5110.002	Holidays	104,111.64	110,149.89	105,402.93	.00	.00
5110.003	Sick Leave	76,824.84	81,753.48	127,090.89	.00	.00
5110.004	Overtime	211,319.77	263,074.44	240,183.39	200,000.00	200,000.00
5110.010	Temp Wages	228,227.28	233,221.29	191,172.06	175,000.00	175,000.00
<i>Salaries and Wages Totals</i>		\$2,723,679.72	\$2,814,691.19	\$2,624,188.79	\$3,019,854.76	\$3,217,109.96
<i>Fringe Benefits</i>						
5120.001	Annual Leave	219,721.83	242,559.27	207,190.07	96,269.00	89,808.00
5120.002	SBS	175,175.61	178,009.03	172,454.63	182,702.25	194,932.41
5120.003	Medicare	42,422.14	43,735.44	42,384.96	45,191.66	47,958.02
5120.004	PERS	557,230.02	227,836.88	743,486.91	792,826.33	898,120.24
5120.005	Health Insurance	615,938.62	566,213.82	433,843.18	565,305.96	681,871.44
5120.006	Life Insurance	324.42	321.04	295.11	301.20	235.56
5120.007	Workmen's Compensation	149,957.56	150,909.65	130,290.36	140,466.13	74,625.60
5120.008	Unemployment	.00	.00	3,330.00	.00	.00
<i>Fringe Benefits Totals</i>		\$1,760,770.20	\$1,409,585.13	\$1,733,275.22	\$1,823,062.53	\$1,987,551.27
<i>Operating Expenses</i>						
5201.000	Training and Travel	31,955.48	23,474.79	35,554.39	52,500.00	52,500.00
5202.000	Uniforms	11,348.24	14,574.98	8,664.71	33,225.05	32,100.00
5203.001	Electric	26,783.28	27,813.69	29,954.63	27,000.00	27,000.00
5203.005	Heating Fuel	69,797.48	89,455.78	42,217.23	233,100.00	232,600.00
5204.000	Telephone	27,584.42	30,907.34	21,052.06	28,360.00	21,000.00
5204.001	Cell Phone Stipend	900.00	900.00	665.00	900.00	900.00
5205.000	Insurance	643,409.58	677,963.83	750,491.88	754,418.00	933,568.00
5206.000	Supplies	258,690.78	266,337.46	257,050.71	286,980.00	290,900.00
5207.000	Repairs & Maintenance	293,533.51	204,165.04	195,816.34	280,359.00	278,500.00
5208.000	Bldg Repair & Maint	23,555.03	21,568.46	17,770.98	13,588.00	17,860.00
5211.000	Data Processing Fees	136,238.04	143,976.96	144,834.96	156,791.00	169,519.00
5211.001	Information Technology Special Projects	.00	26,664.00	.00	.00	.00
5212.000	Contracted/Purchased Serv	639,046.34	858,905.94	785,714.43	1,298,945.00	1,269,415.00
5214.000	Interdepartment Services	972,938.69	988,494.57	870,206.02	888,247.00	944,703.00
5221.000	Transportation/Vehicles	258,570.32	298,911.97	305,993.14	236,074.00	257,624.00
5222.000	Postage	5,874.46	7,270.66	6,148.71	3,000.00	3,000.00



Electric Fund

Budget Year 2022

Account	Account Description	2018 Actual Amount	2019 Actual Amount	2020 Actual Amount	2021 Amended Budget	2022 Budget
Fund 200 - Electric Fund						
<i>Operating Expenses</i>						
5223.000	Tools & Small Equipment	55,946.94	49,373.20	69,117.24	78,500.00	78,500.00
5224.000	Dues & Publications	15,966.81	15,435.43	16,662.42	21,900.00	51,900.00
5226.000	Advertising	722.80	5,081.56	4,868.80	3,000.00	3,000.00
5227.002	Rent-Equipment	186,966.12	3,316.93	452.53	7,000.00	7,000.00
5227.003	Rent-Other	.00	3,046.50	15,232.50	.00	.00
5230.000	Bad Debts	83,926.18	14,156.05	20,514.67	40,000.00	40,000.00
5231.000	Credit Card Expense	214,857.81	153,755.50	144,489.15	160,000.00	160,000.00
5290.000	Other Expenses	103,232.29	210,526.16	175,239.55	175,200.00	175,200.00
5295.000	Interest Expense	6,076,567.19	5,993,895.50	5,835,338.97	5,802,036.00	5,234,657.00
5297.000	Debt Admin Expense	6,000.00	5,000.00	5,500.00	500.00	500.00
<i>Operating Expenses Totals</i>		\$10,144,411.79	\$10,134,972.30	\$9,759,551.02	\$10,581,623.05	\$10,281,946.00
<i>Amortization & Depreciation</i>						
6101.000	Amortization	.00	.00	.00	5,910.00	.00
6201.000	Depreciation-Land Improve	.00	.00	9,239.20	.00	15,150.00
6202.000	Depreciation-Plants	7,630,155.34	7,682,206.84	7,791,614.14	7,676,296.00	7,785,704.00
6205.000	Depreciation-Buildings	50,265.03	50,439.09	50,439.12	50,439.00	50,440.00
6206.000	Depreciation-Machinery	96,011.16	76,818.30	65,470.51	76,818.00	65,471.00
6208.000	Deprec-Furniture/Fixtures	7,939.92	7,939.92	7,940.04	7,939.00	7,940.00
6209.000	Deprec-Heat Conversions	26,758.16	31,789.74	34,621.42	31,789.00	34,622.00
<i>Amortization & Depreciation Totals</i>		\$7,811,129.61	\$7,849,193.89	\$7,959,324.43	\$7,849,191.00	\$7,959,327.00
<i>Cash Basis Expenditures</i>						
5291.000	Utility Subsidization	.00	39,427.86	70,769.31	79,560.00	72,000.00
7103.000	Fixed Assets-Plant	.00	.00	.00	37,500.00	37,500.00
7106.000	Fixed Assets-Machinery	.00	.00	.00	37,500.00	42,500.00
7200.000	Interfund Transfers Out	75,000.00	.00	1,530,000.00	2,105,507.00	1,655,000.00
7301.000	Note Principal Payments	.00	.00	.00	668,767.00	500,718.00
7302.000	Bond Principal Payments	.00	.00	.00	2,375,000.00	1,885,000.00
<i>Cash Basis Expenditures Totals</i>		\$75,000.00	\$39,427.86	\$1,600,769.31	\$5,303,834.00	\$4,192,718.00
Fund 200 - Electric Fund Totals		\$22,514,991.32	\$22,247,870.37	\$23,677,108.77	\$28,577,565.34	\$27,638,652.23
Net Grand Totals		\$22,514,991.32	\$22,247,870.37	\$23,677,108.77	\$28,577,565.34	\$27,638,652.23


City and Borough of Sitka
Electric Fund (Fund 710)
FY2022

Project number	Project Description	Status	Electric Fund Working Capital	Contingent Loans/Bond proceeds	Total Contingent	Total authorized	Total project (authorized + contingent)	Other source (description)
80003	Feeder Improvements	Authorized/in progress	7,110,587	-	-	#REF!	#REF!	
90261	Island Improvements	Authorized/in progress	285,000	-	-	#REF!	#REF!	
90610	Blue Lake FERC License Mitigation	Authorized/in progress	243,251	-	-	243,251	243,251	
90777	Meter Replacement Upgrading Meters	Authorized/in progress	485,000	-	-	485,000	485,000	
90823	Marine St. N-1 Design to New HPR	Authorized/in progress	6,011,665	-	-	6,011,665	6,011,665	
90829	Harbor Meters	Authorized/in progress	296,327	-	-	296,327	296,327	
90839	Green Lake Power Plant Overhaul-Phase 1	Authorized/in progress	4,400,111	4,000,000	4,000,000	4,400,111	8,400,111	Expecting USDA loan-working capital will decrease when approved
90840	Green Lake Power Plant Pre Overhaul Inspection	Authorized/in progress	374,256	-	-	374,256	374,256	
90841	Jarvis Fuel System Repairs and Storage Tanks	Authorized/in progress	304,458	-	-	304,458	304,458	
90868	69 kv Thimbleberry Trans Line Bypass	Authorized/in progress	5,000	-	-	5,000	5,000	
90884	Blue Lake Dam Completion	Authorized/in progress	39,133	-	-	39,133	39,133	
TOTAL OPEN APPROPRIATIONS						12,159,201	16,159,201	
TBD	Master Plan/rate study	FY22	250,000	-	-	250,000	250,000	
TBD	Asset management/GIS	FY22	35,000	-	-	35,000	35,000	
TBD	Howell -- Bungler valve/gate	FY22	150,000	-	-	150,000	150,000	
TBD	Facility security cameras	FY22	50,000	-	-	50,000	50,000	
TBD	Mobile diesel generator	FY22	40,000	-	-	40,000	40,000	
TBD	Green Lake Excitation upgrade	FY22	125,000	-	-	125,000	125,000	
TBD	Green Lake Dam power cable replacement	FY22	100,000	-	-	100,000	100,000	
TBD	Wind Metering Towers	FY22	30,000	-	-	30,000	30,000	
TBD	Snowtel stations	FY22	40,000	-	-	40,000	40,000	
TBD	Radio Repeater	FY22	25,000	-	-	25,000	25,000	
80003	Feeder Improvements	FY22	500,000	-	-	500,000	500,000	
90261	Island Improvements	FY22	200,000	-	-	200,000	200,000	
90410	SCADA System Enhancements	FY22	60,000	-	-	60,000	60,000	
90777	Meter Replacement Upgrading Meters	FY22	50,000	-	-	50,000	50,000	
TOTAL NEW APPROPRIATIONS			1,655,000			1,655,000	1,655,000	

Electric Fund
Pro Forma Financial Projection

FY2020, FY2021 (approved) FY2021 (projected), FY2022 Proposed

<u>Operations</u>	FY2020	FY2021 (approved)	FY2021 (projected)	FY2022 (proposed appropriations)
Revenue	17,413,092	18,125,989	17,806,189	18,132,986
Cost of operations	(14,386,932)	(14,770,024)	(14,191,197)	(15,244,354)
Gross margin	3,026,160	3,355,965	3,614,992	2,888,632
Administrative expenses	(1,811,597)	(2,757,973)	(2,475,281)	(3,038,423)
Interest expense	(5,922,496)	(5,802,036)	(5,330,626)	(5,234,657)
Other income	991,892	1,234,728	1,144,960	-
Net operating income	(3,716,041)	(3,969,315)	(3,045,955)	(5,384,448)
Depreciation	7,849,194	7,849,191	7,959,324	7,959,327
Debt principal repayment	(2,544,135)	(3,043,767)	(2,403,858)	(2,385,718)
Transfers in/(out) including capital	(1,750,474)	(805,000)	(2,030,000)	(1,655,000)
Operating cash flow	(161,456)	31,109	479,511	(1,465,839)
<u>Working Capital</u>				
Working capital, beginning	11,373,176	9,534,897	9,534,897	9,894,408
Working capital, ending	9,534,897	9,999,013	9,894,408	8,428,569
Designated for capital expenditures	4,778,044	5,211,051	4,658,044	4,658,044
Designated for subsequent year debt principal payment	2,385,718	2,488,219	2,488,219	2,606,387
Undesignated working capital, ending	2,371,135	2,402,244	2,850,647	1,384,808
<u>Capital Expenditures</u>				
Grant/other revenue	1,003,745	395,507	350,000	-
New designations of working capital for capital expenditures	1,750,474	805,000	2,030,000	1,655,000
Capital expenditures	(1,581,819)	(767,500)	(2,500,000)	(1,655,000)
Debt service coverage	12500%	124%	140%	114%



City and Borough of Sitka

WATER FUND

FISCAL YEAR 2022

Operating Budget

City and Borough of Sitka, AK

WATER FUND - SUMMARY BY EXPENDITURE TYPE

	2018 Actual Amount	2019 Actual Amount	2020 Actual Amount	2021 Amended Budget	2022 Budget
Revenue					
State Revenue	\$ 234,348.85	\$ 4,633.43	\$ 19,631.13	\$ 12,505.00	\$ 18,730.00
Federal Revenue	\$ -	\$ -	\$ -	\$ -	\$ -
Operating Revenue	\$ 2,364,417.03	\$ 2,857,397.13	\$ 2,842,379.41	\$ 3,006,000.00	\$ 2,997,540.00
Other Operating Revenue	\$ 9,325.00	\$ 11,540.00	\$ 12,160.00	\$ 9,000.00	\$ 15,000.00
Uses of Property & Investments	\$ 48,226.34	\$ 62,005.21	\$ 67,997.73	\$ 65,170.00	\$ 55,500.00
Interfund Billings	\$ -	\$ -	\$ -	\$ -	\$ -
Miscellaneous Revenue	\$ 6,083.55	\$ 1,064.70	\$ 5,016.22	\$ 1,000.00	\$ 1,000.00
Cash Basis Receipts	\$ 2,212,577.11	\$ 350,394.75	\$ 1,612,035.76	\$ -	\$ -
Revenue Totals	\$ 4,874,977.88	\$ 3,287,035.22	\$ 4,559,220.25	\$ 3,093,675.00	\$ 3,087,770.00
Expenditures					
Salaries and Wages	\$ 207,428.64	\$ 195,288.45	\$ 202,879.13	\$ 264,290.18	\$ 269,440.00
Fringe Benefits	\$ 183,721.92	\$ 148,439.98	\$ 173,799.24	\$ 190,648.59	\$ 204,248.74
Operating Expenses	\$ 1,127,425.08	\$ 1,025,118.83	\$ 1,010,300.75	\$ 1,392,092.51	\$ 1,312,265.00
Amortization & Depreciation	\$ 1,283,444.01	\$ 1,327,199.46	\$ 1,352,697.72	\$ 1,327,206.00	\$ 1,352,691.00
Other Financing Uses	\$ -	\$ -	\$ -	\$ -	\$ -
Cash Basis Expenditures	\$ 2,509,759.73	\$ 1,059,282.30	\$ 657,000.00	\$ 1,182,160.00	\$ 487,906.00
Expenditure Totals	\$ 5,311,779.38	\$ 3,755,329.02	\$ 3,396,676.84	\$ 4,356,397.28	\$ 3,626,550.74
Fund Total: Water Fund	\$ (436,801.50)	\$ (468,293.80)	\$ 1,162,543.41	\$ (1,262,722.28)	\$ (538,780.74)

City and Borough of Sitka, AK

WATER FUND - SUMMARY BY DEPARTMENT

Summary

	2018 Actual Amount	2019 Actual Amount	2020 Actual Amount	2021 Amended Budget	2022 Budget
Revenue					
State Revenue	\$ 234,348.85	\$ 4,633.43	\$ 19,631.13	\$ 12,505.00	\$ 18,730.00
Federal Revenue	\$ -	\$ -	\$ -	\$ -	\$ -
Operating Revenue	\$ 2,364,417.03	\$ 2,857,397.13	\$ 2,842,379.41	\$ 3,006,000.00	\$ 2,997,540.00
Other Operating Revenue	\$ -	\$ -	\$ -	\$ -	\$ -
Non-Operating Revenue	\$ 9,325.00	\$ 11,540.00	\$ 12,160.00	\$ 9,000.00	\$ 15,000.00
Uses of Prop & Investment	\$ 48,226.34	\$ 62,005.21	\$ 67,997.73	\$ 65,170.00	\$ 55,500.00
Interfund Billings	\$ -	\$ -	\$ -	\$ -	\$ -
Miscellaneous	\$ 6,083.55	\$ 1,064.70	\$ 5,016.22	\$ 1,000.00	\$ 1,000.00
Cash Basis Receipts	\$ 2,212,577.11	\$ 350,394.75	\$ 1,612,035.76	\$ -	\$ -
Revenue Totals	\$ 4,874,977.88	\$ 3,287,035.22	\$ 4,559,220.25	\$ 3,093,675.00	\$ 3,087,770.00
Expenditures					
Administration	\$ 684,374.06	\$ 557,157.41	\$ 605,382.32	\$ 686,352.61	\$ 720,391.59
Distribution	\$ 435,535.12	\$ 404,787.10	\$ 413,968.68	\$ 736,430.03	\$ 637,596.71
Treatment	\$ 304,283.73	\$ 312,961.30	\$ 268,796.40	\$ 215,151.64	\$ 220,310.44
Jobbing					
Depreciation/Amortization	\$ 1,283,444.01	\$ 1,327,199.46	\$ 1,352,697.72	\$ 1,327,206.00	\$ 1,352,691.00
Debt Payments	\$ 94,382.73	\$ 93,941.45	\$ 98,831.72	\$ 599,832.00	\$ 625,561.00
Fixed Asset Acquisition				\$ 80,000.00	\$ 50,000.00
Transfers to Capital Projects and Other Funds	\$ 2,509,759.73	\$ 1,059,282.30	\$ 657,000.00	\$ 711,425.00	\$ 20,000.00
Expenditure Totals	\$ 5,311,779.38	\$ 3,755,329.02	\$ 3,396,676.84	\$ 4,356,397.28	\$ 3,626,550.74
Fund Total: Water Fund	\$ (436,801.50)	\$ (468,293.80)	\$ 1,162,543.41	\$ (1,262,722.28)	\$ (538,780.74)



Water Fund

Budget Year 2022

Account	Account Description	2018 Actual Amount	2019 Actual Amount	2020 Actual Amount	2021 Amended Budget	2022 Budget
Fund 210 - Water Fund						
<i>Salaries and Wages</i>						
5110.001	Regular Salaries/Wages	177,761.99	168,868.01	161,928.46	221,290.18	226,440.00
5110.002	Holidays	10,209.46	9,021.20	8,988.72	.00	.00
5110.003	Sick Leave	9,909.94	5,582.18	20,739.62	.00	.00
5110.004	Overtime	9,547.25	11,817.06	11,222.33	23,000.00	23,000.00
5110.010	Temp Wages	.00	.00	.00	20,000.00	20,000.00
<i>Salaries and Wages Totals</i>		\$207,428.64	\$195,288.45	\$202,879.13	\$264,290.18	\$269,440.00
<i>Fringe Benefits</i>						
5120.001	Annual Leave	23,533.51	22,094.84	21,517.30	11,066.00	12,996.00
5120.002	SBS	14,283.41	13,152.42	13,768.84	16,879.31	17,313.42
5120.003	Medicare	3,378.62	3,111.07	3,256.93	3,992.67	4,095.32
5120.004	PERS	46,647.45	18,802.77	55,729.19	66,249.27	73,607.06
5120.005	Health Insurance	85,734.59	82,096.33	69,662.20	80,843.04	88,192.20
5120.006	Life Insurance	44.84	42.48	42.48	42.48	42.48
5120.007	Workmen's Compensation	10,099.50	9,140.07	9,822.30	11,575.82	8,002.26
<i>Fringe Benefits Totals</i>		\$183,721.92	\$148,439.98	\$173,799.24	\$190,648.59	\$204,248.74
<i>Operating Expenses</i>						
5201.000	Training and Travel	8,479.03	8,632.67	4,130.18	9,450.00	8,500.00
5202.000	Uniforms	538.38	871.88	846.70	1,000.00	1,000.00
5203.001	Electric	88,742.01	90,444.09	97,359.95	91,000.00	101,800.00
5203.005	Heating Fuel	2,968.54	3,653.18	2,141.15	3,800.00	3,400.00
5204.000	Telephone	.00	.00	.00	4,000.00	4,000.00
5204.001	Cell Phone Stipend	975.00	900.00	900.00	900.00	900.00
5205.000	Insurance	20,792.42	29,005.36	39,554.58	41,339.00	60,171.00
5206.000	Supplies	112,154.58	102,652.91	94,429.39	135,540.51	133,700.00
5207.000	Repairs & Maintenance	21,478.25	34,533.18	10,219.75	16,000.00	13,400.00
5208.000	Bldg Repair & Maint	10,370.43	13,325.81	10,399.28	4,313.00	4,838.00
5211.000	Data Processing Fees	37,776.96	39,999.96	31,893.00	33,646.00	38,732.00
5211.001	Information Technology Special Projects	.00	7,797.00	.00	.00	.00
5212.000	Contracted/Purchased Serv	108,716.41	50,421.99	36,984.38	101,573.00	81,368.00
5214.000	Interdepartment Services	472,527.73	448,794.02	468,137.80	444,247.00	443,905.00
5221.000	Transportation/Vehicles	10,708.07	15,845.30	12,442.75	14,787.00	24,496.00
5222.000	Postage	6,815.16	8,059.54	6,567.40	7,000.00	7,000.00
5223.000	Tools & Small Equipment	6,222.71	7,084.74	315.32	10,800.00	13,800.00



Water Fund

Budget Year 2022

Account	Account Description	2018 Actual Amount	2019 Actual Amount	2020 Actual Amount	2021 Amended Budget	2022 Budget
Fund 210 - Water Fund						
<i>Operating Expenses</i>						
5224.000	Dues & Publications	1,861.90	525.25	1,282.28	2,000.00	2,000.00
5226.000	Advertising	993.85	297.65	202.05	1,100.00	1,100.00
5227.002	Rent-Equipment	894.13	5,393.07	2,192.55	3,000.00	3,000.00
5230.000	Bad Debts	18,179.95	591.76	6,218.83	20,000.00	20,000.00
5231.000	Credit Card Expense	33,057.93	26,675.79	26,262.14	35,000.00	35,000.00
5290.000	Other Expenses	4,678.22	3,370.09	29,172.42	2,500.00	2,500.00
5290.100	Unanticipated Repairs	64,110.69	32,302.14	29,817.13	200,000.00	100,000.00
5295.000	Interest Expense	94,382.73	93,941.45	98,831.72	209,097.00	207,655.00
<i>Operating Expenses Totals</i>		\$1,127,425.08	\$1,025,118.83	\$1,010,300.75	\$1,392,092.51	\$1,312,265.00
<i>Amortization & Depreciation</i>						
6202.000	Depreciation-Plants	983,361.58	1,024,977.38	1,050,425.39	1,024,985.00	1,050,418.00
6205.000	Depreciation-Buildings	296,409.47	296,720.40	296,720.40	296,720.00	296,721.00
6206.000	Depreciation-Machinery	3,672.96	5,501.68	5,551.93	5,501.00	5,552.00
<i>Amortization & Depreciation Totals</i>		\$1,283,444.01	\$1,327,199.46	\$1,352,697.72	\$1,327,206.00	\$1,352,691.00
<i>Cash Basis Expenditures</i>						
7103.000	Fixed Assets-Plant	.00	.00	.00	.00	50,000.00
7106.000	Fixed Assets-Machinery	.00	.00	.00	80,000.00	.00
7200.000	Interfund Transfers Out	2,509,759.73	1,059,282.30	657,000.00	711,425.00	20,000.00
7301.000	Note Principal Payments	.00	.00	.00	390,735.00	417,906.00
<i>Cash Basis Expenditures Totals</i>		\$2,509,759.73	\$1,059,282.30	\$657,000.00	\$1,182,160.00	\$487,906.00
Fund 210 - Water Fund Totals		\$5,311,779.38	\$3,755,329.02	\$3,396,676.84	\$4,356,397.28	\$3,626,550.74
Net Grand Totals		\$5,311,779.38	\$3,755,329.02	\$3,396,676.84	\$4,356,397.28	\$3,626,550.74


City and Borough of Sitka
Water Fund (Fund 720)
FY2022

Project number	Project Description	Status	Grants (approved)	Loans/ Bond Proceeds (approved)	Water Fund Working Capital	Total project (authorized + contingent)
80238	Japonski Island Water Design	Authorized/in progress	-	-	50,000	50,000
90531	Monastery St (DeGroff to Arrowhead) and Kinkead Utility & Street Improvements	Authorized/in progress	-	650,000	50,000	700,000
90652	UV Disinfection Feasibility	Physically complete	5,561,000	6,550,000	18,000	12,129,000
90790	East DeGroff St Utilities & Street Improvements	Authorized/in progress	-	1,120,000	175,000	1,295,000
90819	South Lake/West DeGroff Utilities & Street Improvements	Authorized/in progress	500,000	232,100	50,000	782,100
90833	Critical Secondary Water Supply	Authorized/in progress	-	17,620,000	530,000	18,150,000
90838	Lincoln Street Paving-Harbor Way to Harbor Drive	Authorized/in progress	-	-	80,000	80,000
90843	Lake St (DeGroff to Arrowhead) and Hirst Utility & Street Improvements	Authorized/in progress	-	850,000	50,000	900,000
90859	Landslide Study	Authorized/in progress	-	-	20,000	20,000
90870	Water Master Plan	Authorized/in progress	-	-	100,000	100,000
90883	Water Transmission Main Emergency repair	Authorized/in progress	-	-	400,000	400,000
90889	Blue Lake Watershed Plan	Authorized/in progress	-	-	35,000	35,000
90890	Analyzer Monitoring Panel	Authorized/in progress	-	-	25,000	25,000
90891	Blue Lake WTP Valve Insulation Box	Authorized/in progress	-	-	15,000	15,000
90892	Harbor Mountain Tank Ladder	Authorized/in progress	-	-	17,000	17,000
90893	SCADA Reporting Software	Authorized/in progress	-	-	10,000	10,000
90894	CMMS Data/Asset Management	Authorized/in progress	-	-	20,000	20,000
90913	Water Tanks-Interior Condition Assesment Exterior Painting	Authorized/in progress	-	-	40,000	40,000
90914	Transmission Main Condition Assessment	Authorized/in progress	-	-	150,000	150,000
90915	Blue Lake Slope Stabilization	Authorized/in progress	-	-	500,000	500,000
TOTAL OPEN APPROPRIATIONS						34,728,100
90894	Asset Management/CMMS Implementation	New FY22	-	-	20,000	20,000
TOTAL NEW APPROPRIATIONS						20,000
90652	UV Disinfection Feasibility	Physically complete	5,561,000	6,550,000	18,000	12,129,000
TOTAL PHYSICALLY COMPLETE						12,129,000

Water Fund
Pro Forma Financial Projection

FY2020, FY2021 (approved) FY2021 (projected), FY2022 Proposed

<u>Operations</u>	FY2020	FY2021 (approved)	FY2021 (projected)	FY2022 (proposed appropriations)
Revenue	2,859,554	3,016,000	3,016,000	3,013,540
Cost of operations	(3,388,163)	(2,258,374)	(2,032,536)	(2,343,393)
Gross margin	(528,609)	757,626	983,464	670,147
Administrative expenses	(510,752)	(686,353)	(624,581)	(637,597)
Interest expense	(98,832)	(209,097)	(125,458)	(207,655)
Other income	185,524	77,675	94,631	74,230
Net operating income	(952,669)	(60,149)	328,055	(100,875)
Depreciation	1,352,697	1,327,206	1,327,206	1,352,691
Debt principal repayment	(433,966)	(390,735)	(390,735)	(417,906)
Transfers in/(out) including capital	(657,000)	(711,425)	(711,425)	(20,000)
Operating cash flow	(690,938)	164,897	553,101	813,910
<u>Working Capital</u>				
Working capital, beginning	3,167,825	4,068,821	4,068,821	4,681,922
Working capital, ending	4,068,821	4,573,150	4,681,922	5,495,832
Designated for capital expenditures	1,207,270	1,546,702	1,267,270	1,267,270
Designated for subsequent year debt principal payment	413,896	413,896	413,896	413,896
Undesignated working capital, ending	2,447,655	2,612,552	3,000,756	3,814,666
<u>Capital Expenditures</u>				
Grant/other revenue	556,836	395,507	3,500,000	-
New designations of working capital for capital expenditures	657,000	711,425	360,000	20,000
Capital expenditures	(904,001)	(767,500)	(3,800,000)	(20,000)



City and Borough of Sitka

WASTEWATER FUND

FISCAL YEAR 2022

Operating Budget

City and Borough of Sitka, AK

WASTEWATER TREATMENT FUND - SUMMARY BY EXPENDITURE TYPE

	2018 Actual Amount	2019 Actual Amount	2020 Actual Amount	2021 Amended Budget	2022 Budget
Revenue					
State Revenue	\$ 48,083.01	\$ 14,177.21	\$ 57,694.85	\$ 38,261.00	\$ 55,047.00
Federal Revenue	\$ -	\$ -	\$ -	\$ -	\$ -
Operating Revenue	\$ 3,188,474.07	\$ 3,315,092.42	\$ 3,520,556.68	\$ 3,571,400.00	\$ 3,636,000.00
Other Operating Revenue	\$ 9,555.00	\$ 16,869.00	\$ 12,920.00	\$ 17,000.00	\$ 17,000.00
Uses of Property & Investments	\$ 120,842.89	\$ 154,005.61	\$ 143,582.96	\$ 166,850.00	\$ 80,000.00
Interfund Billings	\$ -	\$ -	\$ -	\$ -	\$ -
Miscellaneous Revenue	\$ 3,079.44	\$ 3,667.63	\$ 760.27	\$ 1,000.00	\$ 2,000.00
Cash Basis Receipts	\$ 3,911,697.15	\$ 135,149.69	\$ 1,154,157.97	\$ -	\$ -
Revenue Totals	\$ 7,281,731.56	\$ 3,638,961.56	\$ 4,889,672.73	\$ 3,794,511.00	\$ 3,790,047.00
Expenditures					
Salaries and Wages	\$ 607,921.70	\$ 588,047.91	\$ 601,094.48	\$ 703,632.88	\$ 717,694.96
Fringe Benefits	\$ 461,117.77	\$ 359,091.90	\$ 335,717.90	\$ 492,486.08	\$ 534,345.29
Operating Expenses	\$ 1,332,647.74	\$ 1,197,746.20	\$ 1,312,000.16	\$ 1,758,131.59	\$ 1,686,816.00
Amortization & Depreciation	\$ 872,629.78	\$ 895,228.77	\$ 889,453.05	\$ 895,228.00	\$ 889,455.00
Other Financing Uses		\$ -	\$ -	\$ -	\$ -
Cash Basis Expenditures	\$ 3,697,592.26	\$ 1,786,370.06	\$ 370,000.43	\$ 972,348.00	\$ 824,251.00
Expenditure Totals	\$ 6,971,909.25	\$ 4,826,484.84	\$ 3,508,266.02	\$ 4,821,826.55	\$ 4,652,562.25
Fund Total: Wastewater Treatment Fund	\$ 309,822.31	\$ (1,187,523.28)	\$ 1,381,406.71	\$ (1,027,315.55)	\$ (862,515.25)

City and Borough of Sitka, AK

WASTEWATER TREATMENT FUND - SUMMARY BY DEPARTMENT

Summary

	2018 Actual Amount	2019 Actual Amount	2020 Actual Amount	2021 Amended Budget	2022 Budget
Revenue					
State Revenue	\$ 48,083.01	\$ 14,177.21	\$ 57,694.85	\$ 38,261.00	\$ 55,047.00
Federal Revenue	\$ -	\$ -	\$ -	\$ -	\$ -
Operating Revenue	\$ 3,188,474.07	\$ 3,315,092.42	\$ 3,520,556.68	\$ 3,571,400.00	\$ 3,636,000.00
Other Operating Revenue	\$ -	\$ -	\$ -	\$ -	\$ -
Non-Operating Revenue	\$ 9,555.00	\$ 16,869.00	\$ 12,920.00	\$ 17,000.00	\$ 17,000.00
Uses of Prop & Investment	\$ 120,842.89	\$ 154,005.61	\$ 143,582.96	\$ 166,850.00	\$ 80,000.00
Interfund Billings	\$ -	\$ -	\$ -	\$ -	\$ -
Cash Basis Receipts	\$ 3,911,697.15	\$ 135,149.69	\$ 1,154,157.97	\$ -	\$ -
Miscellaneous	\$ 3,079.44	\$ 3,667.63	\$ 760.27	\$ 1,000.00	\$ 2,000.00
Revenue Totals	\$ 7,281,731.56	\$ 3,638,961.56	\$ 4,889,672.73	\$ 3,794,511.00	\$ 3,790,047.00
Expenditures					
Administration	\$ 757,344.45	\$ 637,651.96	\$ 592,942.55	\$ 1,037,793.06	\$ 1,063,441.41
Distribution	\$ 305.50	\$ 11,340.91	\$ -	\$ -	\$ -
Collections	\$ 1,047,712.74	\$ 911,986.71	\$ 1,050,727.40	\$ 1,495,939.71	\$ 1,430,202.68
Treatment	\$ 503,543.06	\$ 478,670.36	\$ 498,937.25	\$ 224,973.78	\$ 240,365.16
Jobbing	\$ -	\$ -	\$ -	\$ -	\$ -
Depreciation/Amortization	\$ 872,629.78	\$ 895,228.77	\$ 889,453.05	\$ 895,228.00	\$ 889,455.00
Debt Payments	\$ 92,781.46	\$ 105,236.07	\$ 106,205.34	\$ 522,892.00	\$ 519,098.00
Fixed Asset Acquisition	\$ -	\$ -	\$ -	\$ -	\$ 50,000.00
Transfers to Capital Projects and Other Funds	\$ 3,697,592.26	\$ 1,786,370.06	\$ 370,000.43	\$ 245,000.00	\$ 460,000.00
Other	\$ -	\$ -	\$ -	\$ -	\$ -
Expenditure Totals	\$ 6,971,909.25	\$ 4,826,484.84	\$ 3,508,266.02	\$ 4,421,826.55	\$ 4,652,562.25
Fund Total: Wastewater Treatment Fund	\$ 309,822.31	\$ (1,187,523.28)	\$ 1,381,406.71	\$ (627,315.55)	\$ (862,515.25)



Wastewater Fund

Budget Year 2022

Account	Account Description	2018 Actual Amount	2019 Actual Amount	2020 Actual Amount	2021 Amended Budget	2022 Budget
Fund 220 - Waste Water Treatment						
<i>Salaries and Wages</i>						
5110.001	Regular Salaries/Wages	513,304.93	496,900.37	507,859.31	654,632.88	668,694.96
5110.002	Holidays	22,884.64	24,015.09	26,841.47	.00	.00
5110.003	Sick Leave	31,308.49	35,892.20	41,861.71	.00	.00
5110.004	Overtime	40,423.64	31,240.25	22,372.99	29,000.00	29,000.00
5110.010	Temp Wages	.00	.00	2,159.00	20,000.00	20,000.00
<i>Salaries and Wages Totals</i>		\$607,921.70	\$588,047.91	\$601,094.48	\$703,632.88	\$717,694.96
<i>Fringe Benefits</i>						
5120.001	Annual Leave	56,832.93	55,684.69	54,021.19	29,459.00	31,196.00
5120.002	SBS	40,228.77	39,235.59	40,576.91	44,938.49	45,907.11
5120.003	Medicare	9,515.75	9,280.85	9,598.17	10,629.85	10,858.91
5120.004	PERS	135,546.72	51,936.76	44,191.11	188,660.62	208,540.10
5120.005	Health Insurance	182,889.89	170,980.45	155,613.37	184,923.00	211,689.72
5120.006	Life Insurance	94.92	96.99	99.86	101.04	101.04
5120.007	Workmen's Compensation	36,008.79	31,876.57	31,617.29	33,774.08	26,052.41
<i>Fringe Benefits Totals</i>		\$461,117.77	\$359,091.90	\$335,717.90	\$492,486.08	\$534,345.29
<i>Operating Expenses</i>						
5201.000	Training and Travel	7,471.31	11,635.68	7,421.65	16,000.00	14,000.00
5202.000	Uniforms	680.34	2,482.50	718.95	4,713.59	3,500.00
5203.001	Electric	181,783.35	172,185.24	184,792.62	185,000.00	185,000.00
5203.005	Heating Fuel	24,903.30	20,424.74	18,579.58	22,000.00	21,000.00
5204.000	Telephone	4,515.95	2,977.04	2,277.88	5,800.00	5,800.00
5204.001	Cell Phone Stipend	2,100.00	1,925.00	2,100.00	2,100.00	2,100.00
5205.000	Insurance	25,866.43	28,952.83	31,655.00	31,655.00	45,047.00
5206.000	Supplies	60,473.58	13,324.17	88,084.42	99,200.00	99,200.00
5207.000	Repairs & Maintenance	32,932.89	741.87	67,485.04	55,000.00	65,000.00
5208.000	Bldg Repair & Maint	31,251.54	25,374.83	16,042.38	25,873.00	40,281.00
5211.000	Data Processing Fees	64,763.04	69,000.00	69,629.04	72,953.00	80,105.00
5211.001	Information Technology Special Projects	.00	15,593.00	.00	.00	.00
5212.000	Contracted/Purchased Serv	75,753.37	57,956.24	43,546.05	101,200.00	117,945.00
5214.000	Interdepartment Services	389,372.79	422,683.25	423,420.56	476,092.00	436,583.00
5221.000	Transportation/Vehicles	129,431.71	172,018.71	166,525.92	175,253.00	180,160.00
5222.000	Postage	5,549.40	6,777.76	5,874.26	6,000.00	6,000.00
5223.000	Tools & Small Equipment	4,858.57	3,395.35	1,101.22	9,000.00	5,500.00



Wastewater Fund

Budget Year 2022

Account	Account Description	2018 Actual Amount	2019 Actual Amount	2020 Actual Amount	2021 Amended Budget	2022 Budget
Fund 220 - Waste Water Treatment						
<i>Operating Expenses</i>						
5224.000	Dues & Publications	1,912.00	962.00	1,573.90	2,000.00	2,000.00
5226.000	Advertising	109.90	971.80	.00	1,000.00	1,000.00
5227.002	Rent-Equipment	4,248.00	683.63	8,496.00	4,748.00	4,748.00
5230.000	Bad Debts	25,115.56	2,878.67	7,572.00	20,000.00	20,000.00
5231.000	Credit Card Expense	47,414.31	32,064.34	32,080.26	45,000.00	45,000.00
5290.000	Other Expenses	3,235.44	1,251.74	828.87	2,000.00	2,000.00
5290.100	Unanticipated Repairs	116,123.50	26,249.74	25,989.22	186,000.00	100,000.00
5295.000	Interest Expense	92,781.46	105,236.07	106,205.34	209,544.00	204,847.00
<i>Operating Expenses Totals</i>		\$1,332,647.74	\$1,197,746.20	\$1,312,000.16	\$1,758,131.59	\$1,686,816.00
<i>Amortization & Depreciation</i>						
6202.000	Depreciation-Plants	739,127.65	758,004.29	776,404.56	758,004.00	776,405.00
6205.000	Depreciation-Buildings	33,599.16	33,599.16	33,599.28	33,599.00	33,600.00
6206.000	Depreciation-Machinery	99,902.97	103,625.32	79,449.21	103,625.00	79,450.00
<i>Amortization & Depreciation Totals</i>		\$872,629.78	\$895,228.77	\$889,453.05	\$895,228.00	\$889,455.00
<i>Cash Basis Expenditures</i>						
7103.000	Fixed Assets-Plant	.00	.00	.00	.00	50,000.00
7106.000	Fixed Assets-Machinery	.00	.00	.00	14,000.00	.00
7200.000	Interfund Transfers Out	3,697,592.26	1,786,370.06	370,000.43	645,000.00	460,000.00
7301.000	Note Principal Payments	.00	.00	.00	313,348.00	314,251.00
<i>Cash Basis Expenditures Totals</i>		\$3,697,592.26	\$1,786,370.06	\$370,000.43	\$972,348.00	\$824,251.00
Fund 220 - Waste Water Treatment Totals		\$6,971,909.25	\$4,826,484.84	\$3,508,266.02	\$4,821,826.55	\$4,652,562.25
Net Grand Totals		\$6,971,909.25	\$4,826,484.84	\$3,508,266.02	\$4,821,826.55	\$4,652,562.25


City and Borough of Sitka
Wastewater Fund (Fund 730)
FY2022

Project number	Project Description	Status	Loans/ Bond Proceeds (approved)	Wastewater Fund Working Capital	Total approved	Total project (approved + contingent)
90447	WWTP Control System	Authorized/in progress	-	488,000	488,000	488,000
90531	Monastery St (DeGroff to Arrowhead) and Kinkead Utility & Street Improvements	Authorized/in progress	275,000	30,000	305,000	305,000
90565	Jamestown East Lift Station Replacement	Authorized/in progress	-	85,000	85,000	85,000
90655	WWTP-Rehabilitation	Authorized/in progress	9,737,000	45,000	9,782,000	9,782,000
90676	Brady Street Lift Station Rehabilitation	Authorized/in progress	217,400	828,759	1,046,159	1,046,159
90783	Replace Generators - Lift Station	Authorized/in progress	311,000	236,000	547,000	547,000
90784	WWTP Garage Doors and Blowers	Authorized/in progress	-	90,000	90,000	90,000
90800	Hypo Chlorite Injection System at the TH LS	Authorized/in progress	-	24,000	24,000	24,000
90809	Replace WWTP Influent Grinder	Authorized/in progress	-	100,000	100,000	100,000
90816	Channel Lift Station Rehabilitation	Authorized/in progress	371,734	682,024	1,053,758	1,053,758
90838	Lincoln Street Paving (Harbor Way to Harbor Drive)	Authorized/in progress	-	20,000	20,000	20,000
90843	Lake St (DeGroff to Arrowhead) and Hirst Utility & Street Improvements	Authorized/in progress	975,000	50,000	1,025,000	1,025,000
90845	Trailer Mounted Pump	Authorized/in progress	-	90,000	90,000	90,000
90858	Eagle Way Lift station	Authorized/in progress	-	220,000	470,000	470,000
90862	Japonski Sewer Force Main Condition Assessment	Authorized/in progress	-	250,000	250,000	250,000
90877	Brady-Gavan Road and Utility Project	Authorized/in progress	-	5,000	5,000	5,000
90894	Asset Management/CMMS Implementation	Authorized/in progress	-	25,000	25,000	25,000
90895	Wastewater Master Plan	Authorized/in progress	-	120,000	120,000	120,000
90896	Lake & Lincoln 20 Hp Pump	Authorized/in progress	-	27,000	27,000	27,000
90897	WW Lift station #6 6.5 Hp Pump	Authorized/in progress	-	12,000	12,000	12,000
90898	Granite Creek WW Pump	Authorized/in progress	-	16,000	16,000	16,000
90916	WWTP Blower Manifold Assessment/Design	Authorized/in progress	-	60,000	60,000	60,000
90917	Lincoln Street Lift Station Valve Replacement	Authorized/in progress	-	55,000	55,000	55,000
90918	WWTP Clarifier Drive Replacement	Authorized/in progress	-	55,000	55,000	55,000
90919	Thomsen Harbor Lift Station Rehabilitation	Authorized/in progress	-	75,000	75,000	75,000
TOTAL OPEN APPROPRIATIONS					15,825,917	15,825,917
90894	Asset Management/CMMS Implementation	New FY22-additional appropriation		20,000	20,000	20,000
TBD	Sludge thickener catwalk replacement	New FY22		20,000	20,000	20,000
90919	Thomsen Harbor lift station rehabilitation	New FY22-additional appropriation		420,000	420,000	420,000
TOTAL NEW APPROPRIATIONS					460,000	460,000

Wastewater Fund
Pro Forma Financial Projection

FY2020, FY2021 (approved) FY2021 (projected), FY2022 Proposed

<u>Operations</u>	FY2020	FY2021 (approved)	FY2021 (projected)	FY2022 (proposed appropriations)
Revenue	3,534,237	3,559,400	3,559,400	3,655,000
Cost of operations	(2,189,451)	(2,599,928)	(1,504,675)	(2,610,023)
Gross margin	1,344,786	959,472	2,054,725	1,044,977
Administrative expenses	(592,943)	(1,037,793)	(913,258)	(1,063,441)
Interest expense	(106,205)	(209,544)	(175,000)	(204,847)
Other income	331,750	205,111	113,760	135,047
Net operating income	977,388	(82,754)	1,080,227	(88,264)
Depreciation	913,629	895,228	895,228	889,455
Debt principal repayment	(333,641)	(313,348)	(313,348)	(314,251)
Transfers in/(out) including capital	(150,000)	(245,000)	(645,000)	(460,000)
Operating cash flow	1,407,376	254,126	1,017,107	26,940
<u>Working Capital</u>				
Working capital, beginning	7,697,196	8,519,570	8,519,570	8,986,677
Working capital, ending	8,519,570	8,773,696	8,986,677	9,013,617
Designated for capital expenditures	2,468,610	2,468,610	1,918,610	1,918,610
Designated for subsequent year debt principal payment	334,849	334,849	334,849	334,849
Undesignated working capital, ending	5,716,111	5,970,237	6,733,218	6,760,158
<u>Capital Expenditures</u>				
Grant/other revenue	1,261,919	-	5,105,000	-
New designations of working capital for capital expenditures	150,000	245,000	645,000	460,000
Capital expenditures	(3,723,882)	(245,000)	(6,300,000)	(460,000)



City and Borough of Sitka

SOLID WASTE FUND

FISCAL YEAR 2022

Operating Budget

City and Borough of Sitka, AK

SOLID WASTE DISPOSAL FUND - SUMMARY BY EXPENDITURE TYPE

	2018 Actual Amount	2019 Actual Amount	2020 Actual Amount	2021 Amended Budget	2022 Budget
Revenue					
State Revenue	\$ -	\$ 3,084.04	\$ 11,377.04	\$ 8,324.00	\$ 10,855.00
Federal Revenue	\$ -	\$ -	\$ -	\$ -	\$ -
Operating Revenue	\$ 4,044,635.82	\$ 4,534,359.80	\$ 4,691,496.64	\$ 5,143,200.00	\$ 4,786,500.00
Other Operating Revenue	\$ -	\$ -	\$ -	\$ -	\$ -
Uses of Property & Investments	\$ 9,242.85	\$ 9,574.55	\$ 22,070.43	\$ 18,700.00	\$ 6,000.00
Interfund Billings	\$ -	\$ -	\$ -	\$ -	\$ -
Miscellaneous Revenue	\$ 8,678.03	\$ (197.00)	\$ 3,461.75	\$ 1,200.00	\$ 4,000.00
Cash Basis Receipts	\$ 1,462,372.19	\$ 59,110.06	\$ 80,752.35	\$ -	\$ -
Revenue Totals	\$ 5,524,928.89	\$ 4,605,931.45	\$ 4,809,158.21	\$ 5,171,424.00	\$ 4,807,355.00
Expenditures					
Salaries and Wages	\$ -	\$ 133,072.51	\$ 122,921.36	\$ 148,415.04	\$ 153,280.08
Fringe Benefits	\$ -	\$ 71,601.25	\$ 294,638.98	\$ 91,377.98	\$ 98,133.56
Operating Expenses	\$ 4,770,489.97	\$ 4,258,071.00	\$ 3,926,569.17	\$ 4,736,613.00	\$ 5,071,086.00
Amortization & Depreciation	\$ 174,301.78	\$ 168,691.85	\$ 172,861.36	\$ 168,690.00	\$ 262,852.00
Other Financing Uses	\$ -	\$ -	\$ -	\$ -	\$ -
Cash Basis Expenditures	\$ 500,000.00	\$ 425,000.00	\$ 23,000.00	\$ 163,020.00	\$ 205,798.00
Expenditure Totals	\$ 5,444,791.75	\$ 5,056,436.61	\$ 4,539,990.87	\$ 5,308,116.02	\$ 5,791,149.64
Fund Total: Solid Waste Disposal Fund	\$ 80,137.14	\$ (450,505.16)	\$ 269,167.34	\$ (136,692.02)	\$ (983,794.64)

City and Borough of Sitka, AK

SOLID WASTE DISPOSAL FUND - SUMMARY BY DEPARTMENT

	2018 Actual Amount	2019 Actual Amount	2020 Actual Amount	2021 Amended Budget	2022 Budget
Revenue					
State Revenue	\$ -	\$ 3,084.04	\$ 11,377.04	\$ 8,324.00	\$ 10,855.00
Federal Revenue	\$ -	\$ -	\$ -	\$ -	\$ -
Operating Revenue	\$ 4,044,635.82	\$ 4,534,359.80	\$ 4,691,496.64	\$ 5,143,200.00	\$ 4,786,500.00
Other Operating Revenue	\$ -	\$ -	\$ -	\$ -	\$ -
Uses of Prop & Investment	\$ 9,242.85	\$ 9,574.55	\$ 22,070.43	\$ 18,700.00	\$ 6,000.00
Interfund Billings	\$ -	\$ -	\$ -	\$ -	\$ -
Miscellaneous	\$ 8,678.03	\$ (197.00)	\$ 3,461.75	\$ 1,200.00	\$ 4,000.00
Cash Basis Receipts	\$ 1,462,372.19	\$ 59,110.06	\$ 80,752.35	\$ -	\$ -
Revenue Totals	\$ 5,524,928.89	\$ 4,605,931.45	\$ 4,809,158.21	\$ 5,171,424.00	\$ 4,807,355.00
Expenditures					
Administration	\$ 1,541,487.73	\$ 1,437,218.42	\$ 2,001,341.70	\$ 1,652,833.00	\$ 1,935,775.00
Transfer Station	\$ 2,005,884.86	\$ 1,906,970.54	\$ 1,465,060.23	\$ 2,220,924.00	\$ 2,311,969.00
Landfill	\$ 573,383.65	\$ 486,381.95	\$ 316,216.04	\$ 483,041.00	\$ 428,966.00
Scrap Yard	\$ 578,761.87	\$ 535,334.28	\$ 459,132.63	\$ 514,583.77	\$ 536,139.85
Dropoff Recycle Center	\$ 50,106.72	\$ 77,708.15	\$ 84,996.82	\$ 89,391.25	\$ 95,753.79
Jobbing	\$ -	\$ -	\$ -	\$ -	\$ -
Depreciation/Amortization	\$ 174,301.78	\$ 168,691.85	\$ 172,861.36	\$ 168,690.00	\$ 262,852.00
Debt Payments	\$ 20,865.14	\$ 19,131.42	\$ 17,382.09	\$ 131,431.00	\$ 129,694.00
Fixed Asset Acquisition	\$ -	\$ -	\$ -	\$ 14,000.00	\$ 20,000.00
Transfers to Capital Projects and Other Funds	\$ 500,000.00	\$ 425,000.00	\$ 23,000.00	\$ 33,222.00	\$ 70,000.00
Other	\$ -	\$ -	\$ -	\$ -	\$ -
Expenditure Totals	\$ 5,444,791.75	\$ 5,056,436.61	\$ 4,539,990.87	\$ 5,308,116.02	\$ 5,791,149.64
Fund Total: Solid Waste Disposal Fund	\$ 80,137.14	\$ (450,505.16)	\$ 269,167.34	\$ (136,692.02)	\$ (983,794.64)



Solid Waste Fund

Budget Year 2022

Account	Account Description	2018 Actual Amount	2019 Actual Amount	2020 Actual Amount	2021 Amended Budget	2022 Budget
Fund 230 - Solid Waste Fund						
<i>Salaries and Wages</i>						
5110.001	Regular Salaries/Wages	.00	117,157.69	109,753.77	148,415.04	153,280.08
5110.002	Holidays	.00	5,556.66	5,550.10	.00	.00
5110.003	Sick Leave	.00	5,832.27	6,414.66	.00	.00
5110.004	Overtime	.00	4,525.89	1,202.83	.00	.00
<i>Salaries and Wages Totals</i>		\$0.00	\$133,072.51	\$122,921.36	\$148,415.04	\$153,280.08
<i>Fringe Benefits</i>						
5120.001	Annual Leave	.00	9,585.67	8,293.62	4,779.00	5,116.00
5120.002	SBS	.00	8,498.21	7,939.17	9,390.63	9,709.62
5120.003	Medicare	.00	2,010.20	1,877.95	2,221.31	2,296.73
5120.004	PERS	.00	11,564.53	248,274.90	40,975.51	44,576.46
5120.005	Health Insurance	.00	30,819.75	18,445.20	22,532.40	24,580.32
5120.006	Life Insurance	.00	38.17	33.84	36.36	36.36
5120.007	Workmen's Compensation	.00	9,084.72	9,774.30	11,442.77	11,818.07
<i>Fringe Benefits Totals</i>		\$0.00	\$71,601.25	\$294,638.98	\$91,377.98	\$98,133.56
<i>Operating Expenses</i>						
5201.000	Training and Travel	923.69	3,836.47	999.07	10,200.00	3,000.00
5202.000	Uniforms	.00	543.39	1,313.95	2,000.00	2,000.00
5203.001	Electric	33,145.79	34,940.57	47,949.59	35,500.00	45,300.00
5204.000	Telephone	1,905.38	1,950.57	1,990.80	1,932.00	1,990.00
5205.000	Insurance	738.83	2,686.23	3,833.41	4,012.00	5,848.00
5206.000	Supplies	16,992.46	34,547.54	9,906.21	49,500.00	27,000.00
5207.000	Repairs & Maintenance	.00	435.87	13.64	.00	.00
5208.000	Bldg Repair & Maint	4,531.29	29,911.63	7,892.59	8,624.00	9,677.00
5211.000	Data Processing Fees	13,154.04	8,300.04	18,015.96	18,553.00	19,495.00
5211.001	Information Technology Special Projects	.00	3,119.00	.00	.00	.00
5212.000	Contracted/Purchased Serv	3,577,850.49	3,232,574.36	2,973,438.92	3,746,690.00	4,083,877.00
5214.000	Interdepartment Services	501,543.97	406,291.48	452,997.45	381,828.00	418,737.00
5221.000	Transportation/Vehicles	131,660.23	399,359.01	331,542.89	321,841.00	309,466.00
5222.000	Postage	5,585.70	6,750.00	5,625.00	5,000.00	6,000.00
5223.000	Tools & Small Equipment	3,508.53	5,473.80	275.68	11,000.00	3,000.00
5224.000	Dues & Publications	257.00	268.00	268.00	300.00	300.00
5226.000	Advertising	259.60	2,050.85	684.80	4,000.00	1,500.00
5227.002	Rent-Equipment	33,577.50	30,866.96	30,655.00	35,000.00	35,000.00



Solid Waste Fund

Budget Year 2022

Account	Account Description	2018 Actual Amount	2019 Actual Amount	2020 Actual Amount	2021 Amended Budget	2022 Budget
Fund 230 - Solid Waste Fund						
<i>Operating Expenses</i>						
5230.000	Bad Debts	24,347.37	2,488.01	10,618.02	20,000.00	20,000.00
5231.000	Credit Card Expense	54,194.94	39,525.30	38,007.10	60,000.00	60,000.00
5290.000	Other Expenses	345,448.02	(6,979.50)	(26,841.00)	5,000.00	5,000.00
5295.000	Interest Expense	20,865.14	19,131.42	17,382.09	15,633.00	13,896.00
<i>Operating Expenses Totals</i>		\$4,770,489.97	\$4,258,071.00	\$3,926,569.17	\$4,736,613.00	\$5,071,086.00
<i>Amortization & Depreciation</i>						
6201.000	Depreciation-Land Improve	87,033.96	88,511.70	89,989.46	88,511.00	179,979.00
6202.000	Depreciation-Plants	6,686.16	6,686.16	9,377.90	6,686.00	9,378.00
6205.000	Depreciation-Buildings	68,447.04	68,447.04	68,447.04	68,447.00	68,448.00
6206.000	Depreciation-Machinery	19,714.36	5,046.95	5,046.96	5,046.00	5,047.00
6210.000	Deprec-Intangibles	(7,579.74)	.00	.00	.00	.00
<i>Amortization & Depreciation Totals</i>		\$174,301.78	\$168,691.85	\$172,861.36	\$168,690.00	\$262,852.00
<i>Cash Basis Expenditures</i>						
7106.000	Fixed Assets-Machinery	.00	.00	.00	14,000.00	20,000.00
7200.000	Interfund Transfers Out	500,000.00	425,000.00	23,000.00	33,222.00	70,000.00
7301.000	Note Principal Payments	.00	.00	.00	115,798.00	115,798.00
<i>Cash Basis Expenditures Totals</i>		\$500,000.00	\$425,000.00	\$23,000.00	\$163,020.00	\$205,798.00
Fund 230 - Solid Waste Fund Totals		\$5,444,791.75	\$5,056,436.61	\$4,539,990.87	\$5,308,116.02	\$5,791,149.64
Net Grand Totals		\$5,444,791.75	\$5,056,436.61	\$4,539,990.87	\$5,308,116.02	\$5,791,149.64


City and Borough of Sitka
Solid Waste Fund (Fund 740)
FY2022

Project number	Project Description	Status	Grants (approved)	Loans/ Bond Proceeds (approved)	Solid Waste Fund Working Capital	Other source	Contingent Grants	Contingent Loans/Bond proceeds	Contingent Other	Total Contingent	Total authorized	Total project (authorized + contingent)	Other source (description)	
90847	Expansion of Biosolids	Authorized/in progress	-	-	500,000	-	-	-	-	-	500,000	500,000		
90864	Transfer Station Scale	Authorized/in progress	-	-	95,000	-	-	-	-	-	95,000	95,000		
90865	Transfer Station Building	Authorized/in progress	-	-	170,000	-	-	-	-	-	170,000	170,000		
90871	Kimsham Landfill Drainage Compliance	Authorized/in progress	-	-	100,000	-	-	-	-	-	100,000	100,000		
90899	Scrap Yard Electrical	Authorized/in progress	-	-	8,000	-	-	-	-	-	8,000	8,000		
90900	Scrap Yard / Impound Fence	Authorized/in progress	-	-	15,000	-	-	-	-	-	15,000	15,000		
90920	Scrap Yard Tank Circular Concrete Structure Repairs	Authorized/in progress	-	-	8,500	-	-	-	-	-	8,500	8,500		
90921	Transfer Station Lighting	Authorized/in progress	-	-	10,000	-	-	-	-	-	10,000	10,000		
TOTAL PREVIOUSLY AUTHORIZED/IN PROGRESS											-	15,000	15,000	
TBD	Recycling Loading Dock Repair	New FY22	-	-	15,000	-	-	-	-	-	15,000	15,000		
TBD	Transfer Station Cameras	New FY22	-	-	55,000	-	-	-	-	-	55,000	55,000		
TOTAL NEW APPROPRIATIONS											-	70,000	70,000	

Solid Waste Fund
Pro Forma Financial Projection

FY2020, FY2021 (approved) FY2021 (projected), FY2022 Proposed

<u>Operations</u>	FY2020	FY2021 (approved)	FY2021 (projected)	FY2022 (proposed appropriations)
Revenue	4,699,159	5,144,400	4,722,648	4,790,500
Cost of operations	(4,080,749)	(4,761,635)	(4,285,472)	(5,172,719)
Gross margin	618,410	382,765	437,177	(382,219)
Administrative expenses	(417,718)	(381,828)	(343,645)	(418,737)
Interest expense	(17,385)	(15,633)	(15,633)	(13,896)
Other income	61,094	27,024	10,200	16,855
Net operating income	244,401	12,328	88,098	(797,997)
Depreciation	172,861	168,690	168,690	262,852
Debt principal repayment	(115,798)	(115,798)	(115,798)	(115,798)
Transfers in/(out) including capital	(23,000)	(33,222)	(33,222)	(70,000)
Operating cash flow	278,464	31,998	107,768	(720,943)
<u>Working Capital</u>				
Working capital, beginning	(1,689,524)	(551,730)	(551,730)	(443,962)
Working capital, ending	(551,730)	(519,732)	(443,962)	(1,164,904)
Designated for capital expenditures	730,854	730,854	730,854	730,854
Designated for subsequent year debt principal payment	-	-	-	-
Undesignated working capital, ending	(1,282,584)	(1,250,586)	(1,174,816)	(1,895,758)
<u>Capital Expenditures</u>				
Grant/other revenue	-	-	-	-
New designations of working capital for capital expenditures	23,000	18,500	20,000	70,000
Capital expenditures	(99,488)	(18,500)	(20,000)	(70,000)



City and Borough of Sitka

HARBOR FUND

FISCAL YEAR 2022

Operating Budget

City and Borough of Sitka, AK

HARBOR FUND - SUMMARY BY EXPENDITURE TYPE

	2018 Actual Amount	2019 Actual Amount	2020 Actual Amount	2021 Amended Budget	2022 Budget
Revenue					
State Revenue	\$ 1,302,870.32	\$ 1,199,728.44	\$ 664,888.14	\$ 1,029,703.00	\$ 663,152.00
Federal Revenue	\$ -	\$ -	\$ -	\$ -	\$ -
Operating Revenue	\$ 2,308,083.74	\$ 2,426,116.66	\$ 2,333,745.53	\$ 2,724,170.00	\$ 2,581,000.00
Other Operating Revenue	\$ 93,339.51	\$ 112,505.54	\$ 102,586.71	\$ 100,300.00	\$ 94,000.00
Uses of Property & Investments	\$ 167,748.19	\$ 223,507.40	\$ 208,617.24	\$ 225,000.00	\$ 120,000.00
Interfund Billings	\$ -	\$ -	\$ -	\$ -	\$ -
Miscellaneous Revenue	\$ 18,288.62	\$ 87,882.40	\$ 4,116.25	\$ 15,000.00	\$ 6,000.00
Cash Basis Receipts	\$ 354,131.71	\$ 59,891.79	\$ 618,448.83	\$ 102,500.00	\$ 60,600.00
Revenue Totals	\$ 4,244,462.09	\$ 4,109,632.23	\$ 3,932,402.70	\$ 4,196,673.00	\$ 3,524,752.00
Expenditures					
Salaries and Wages	\$ 482,377.41	\$ 499,722.83	\$ 492,851.94	\$ 558,890.88	\$ 543,302.88
Fringe Benefits	\$ 404,992.66	\$ 320,675.18	\$ 422,539.27	\$ 390,349.36	\$ 420,370.36
Operating Expenses	\$ 1,482,608.60	\$ 1,429,925.01	\$ 1,944,551.81	\$ 1,898,718.00	\$ 1,962,637.00
Amortization & Depreciation	\$ 1,372,225.74	\$ 1,375,768.38	\$ 1,383,329.57	\$ 1,373,846.00	\$ 1,726,080.00
Other Financing Uses	\$ -	\$ 140,617.95	\$ -	\$ -	\$ -
Cash Basis Expenditures	\$ 1,634,748.50	\$ 8,003,515.92	\$ 1,997,772.00	\$ 1,025,348.00	\$ 4,107,348.00
Expenditure Totals	\$ 5,376,952.91	\$ 11,770,225.27	\$ 6,241,044.59	\$ 5,247,152.24	\$ 8,759,738.24
Fund Total: Harbor Fund	\$ (1,132,490.82)	\$ (7,660,593.04)	\$ (2,308,641.89)	\$ (1,050,479.24)	\$ (5,234,986.24)

City and Borough of Sitka, AK

HARBOR FUND - SUMMARY BY DEPARTMENT

	2018 Actual Amount	2019 Actual Amount	2020 Actual Amount	2021 Amended Budget	2022 Budget
Revenue					
State Revenue	\$ 1,302,870.32	\$ 1,199,728.44	\$ 664,888.14	\$ 1,029,703.00	\$ 663,152.00
Federal Revenue	\$ -	\$ -	\$ -	\$ -	\$ -
Operating Revenue	\$ 2,308,083.74	\$ 2,426,116.66	\$ 2,333,745.53	\$ 2,724,170.00	\$ 2,581,000.00
Other Operating Revenue	\$ 93,339.51	\$ 112,505.54	\$ 102,586.71	\$ 100,300.00	\$ 94,000.00
Uses of Prop & Investment	\$ 167,748.19	\$ 223,507.40	\$ 208,617.24	\$ 225,000.00	\$ 120,000.00
Interfund Billings	\$ -	\$ -	\$ -	\$ -	\$ -
Miscellaneous	\$ 18,288.62	\$ 87,882.40	\$ 4,116.25	\$ 15,000.00	\$ 6,000.00
Interfund Transfers In	\$ -	\$ -	\$ -	\$ -	\$ -
Cash Basis Receipts	\$ 354,131.71	\$ 59,891.79	\$ 618,448.83	\$ 102,500.00	\$ 60,600.00
Revenue Totals	\$ 4,244,462.09	\$ 4,109,632.23	\$ 3,932,402.70	\$ 4,196,673.00	\$ 3,524,752.00
Expenditures					
Administration	\$ 698,065.69	\$ 532,721.46	\$ 794,085.57	\$ 788,061.12	\$ 847,101.98
Operations	\$ 1,546,679.51	\$ 1,489,996.27	\$ 1,474,631.60	\$ 1,535,475.12	\$ 1,572,766.26
Jobbing Expenses	\$ -	\$ -	\$ -	\$ -	\$ -
Depreciation/Amortization	\$ 1,372,225.74	\$ 1,375,768.38	\$ 1,383,329.57	\$ 1,373,846.00	\$ 1,726,080.00
Debt Payments	\$ 125,233.47	\$ 227,605.29	\$ 591,225.85	\$ 949,770.00	\$ 946,790.00
Fixed Asset Acquisition	\$ -	\$ -	\$ -	\$ -	\$ 10,000.00
Transfers to Capital Projects and Other Fun	\$ 1,634,748.50	\$ 8,003,515.92	\$ 1,997,772.00	\$ 600,000.00	\$ 3,657,000.00
Other	\$ -	\$ 140,617.95	\$ -	\$ -	\$ -
Expenditure Totals	\$ 5,376,952.91	\$ 11,770,225.27	\$ 6,241,044.59	\$ 5,247,152.24	\$ 8,759,738.24
Fund Total: Harbor Fund	\$ (1,132,490.82)	\$ (7,660,593.04)	\$ (2,308,641.89)	\$ (1,050,479.24)	\$ (5,234,986.24)



Harbor Fund

Budget Year 2022

Account	Account Description	2018 Actual Amount	2019 Actual Amount	2020 Actual Amount	2021 Amended Budget	2022 Budget
Fund	240 - Harbor Fund					
	<i>Salaries and Wages</i>					
5110.001	Regular Salaries/Wages	375,934.84	372,945.32	391,589.65	485,710.88	470,122.88
5110.002	Holidays	18,596.38	20,284.20	18,304.42	.00	.00
5110.003	Sick Leave	15,867.84	41,737.50	25,748.56	.00	.00
5110.004	Overtime	21,436.54	10,667.01	9,859.81	10,500.00	10,500.00
5110.010	Temp Wages	50,541.81	54,088.80	47,349.50	62,680.00	62,680.00
	<i>Salaries and Wages Totals</i>	\$482,377.41	\$499,722.83	\$492,851.94	\$558,890.88	\$543,302.88
	<i>Fringe Benefits</i>					
5120.001	Annual Leave	44,269.41	47,085.68	48,055.89	21,308.00	20,594.00
5120.002	SBS	33,362.95	33,687.11	33,037.62	35,565.91	34,567.01
5120.003	Medicare	7,932.05	7,990.53	7,836.62	8,412.88	8,176.54
5120.004	PERS	98,117.58	37,662.36	161,218.46	138,869.86	146,888.89
5120.005	Health Insurance	194,232.29	168,901.04	145,040.08	157,510.66	188,675.40
5120.006	Life Insurance	113.28	110.92	113.28	113.28	107.16
5120.007	Workmen's Compensation	26,965.10	25,237.54	26,300.32	28,568.77	21,361.36
5120.008	Unemployment	.00	.00	937.00	.00	.00
	<i>Fringe Benefits Totals</i>	\$404,992.66	\$320,675.18	\$422,539.27	\$390,349.36	\$420,370.36
	<i>Operating Expenses</i>					
5201.000	Training and Travel	4,219.42	4,020.66	3,690.31	11,500.00	4,100.00
5202.000	Uniforms	2,162.19	1,921.18	2,693.58	2,750.00	2,700.00
5203.001	Electric	474,422.83	495,511.77	514,252.97	500,000.00	500,000.00
5203.004	Solid Waste	27.50	134.01	.00	.00	.00
5204.000	Telephone	1,062.27	740.89	733.27	750.00	750.00
5204.001	Cell Phone Stipend	900.00	750.00	600.00	600.00	600.00
5205.000	Insurance	42,038.71	57,172.47	65,169.62	66,378.00	83,870.00
5206.000	Supplies	18,422.34	14,973.15	14,812.47	15,000.00	17,000.00
5207.000	Repairs & Maintenance	82,927.06	41,259.14	44,723.22	90,000.00	70,000.00
5207.001	Boat Repair and Maintenance	1,289.74	3,135.06	2,587.07	1,800.00	1,800.00
5207.002	Crush derelict boats	4,545.46	.00	.00	5,000.00	5,000.00
5208.000	Bldg Repair & Maint	5,381.66	4,432.17	6,916.18	8,624.00	9,677.00
5211.000	Data Processing Fees	49,380.96	52,425.00	56,912.04	59,210.00	62,219.00
5211.001	Information Technology Special Projects	.00	30,915.00	.00	.00	.00
5212.000	Contracted/Purchased Serv	85,211.57	82,213.48	80,547.13	119,900.00	171,994.00
5214.000	Interdepartment Services	353,059.11	267,161.41	309,770.77	327,624.00	356,400.00



Harbor Fund

Budget Year 2022

Account	Account Description	2018 Actual Amount	2019 Actual Amount	2020 Actual Amount	2021 Amended Budget	2022 Budget
Fund 240 - Harbor Fund						
<i>Operating Expenses</i>						
5221.000	Transportation/Vehicles	43,026.40	45,087.56	45,672.91	53,160.00	53,610.00
5222.000	Postage	4,900.00	6,000.00	5,083.38	5,500.00	5,500.00
5223.000	Tools & Small Equipment	1,105.95	545.00	8,464.51	10,000.00	10,000.00
5224.000	Dues & Publications	326.96	675.00	375.00	1,500.00	2,400.00
5226.000	Advertising	1,831.95	1,610.35	2,102.07	1,000.00	2,300.00
5227.002	Rent-Equipment	567.00	343.54	125.00	1,000.00	1,000.00
5230.000	Bad Debts	121,118.46	39,189.84	137,024.52	40,000.00	40,000.00
5231.000	Credit Card Expense	53,305.92	48,364.14	48,760.35	53,000.00	53,000.00
5290.000	Other Expenses	6,141.67	3,738.90	2,309.59	.00	2,275.00
5295.000	Interest Expense	123,733.47	227,105.29	589,475.85	524,422.00	506,442.00
5297.000	Debt Admin Expense	1,500.00	500.00	1,750.00	.00	.00
<i>Operating Expenses Totals</i>		\$1,482,608.60	\$1,429,925.01	\$1,944,551.81	\$1,898,718.00	\$1,962,637.00
<i>Amortization & Depreciation</i>						
6201.000	Depreciation-Land Improve	.00	.00	6,922.82	.00	1,920.00
6203.000	Depreciation-Harbors	1,340,522.35	1,346,230.84	1,346,231.28	1,344,310.00	1,693,984.00
6205.000	Depreciation-Buildings	1,019.60	1,141.48	1,483.48	1,141.00	1,484.00
6206.000	Depreciation-Machinery	30,683.79	28,396.06	28,691.99	28,395.00	28,692.00
<i>Amortization & Depreciation Totals</i>		\$1,372,225.74	\$1,375,768.38	\$1,383,329.57	\$1,373,846.00	\$1,726,080.00
<i>Other Financing Uses</i>						
7740.000	Bonds issuance costs	.00	140,617.95	.00	.00	.00
<i>Other Financing Uses Totals</i>		\$0.00	\$140,617.95	\$0.00	\$0.00	\$0.00
<i>Cash Basis Expenditures</i>						
7106.000	Fixed Assets-Machinery	.00	.00	.00	.00	10,000.00
7200.000	Interfund Transfers Out	1,634,748.50	8,003,515.92	1,997,772.00	600,000.00	3,657,000.00
7301.000	Note Principal Payments	.00	.00	.00	45,348.00	45,348.00
7302.000	Bond Principal Payments	.00	.00	.00	380,000.00	395,000.00
<i>Cash Basis Expenditures Totals</i>		\$1,634,748.50	\$8,003,515.92	\$1,997,772.00	\$1,025,348.00	\$4,107,348.00
Fund 240 - Harbor Fund Totals		\$5,376,952.91	\$11,770,225.27	\$6,241,044.59	\$5,247,152.24	\$8,759,738.24
Net Grand Totals		\$5,376,952.91	\$11,770,225.27	\$6,241,044.59	\$5,247,152.24	\$8,759,738.24


City and Borough of Sitka
Harbor Fund (Fund 750)
FY2022

Project number	Project Description	Status	Grants (approved)	Loans/ Bond Proceeds (approved)	Harbor Fund Working Capital	Contingent Grants	Total Contingent	Total authorized	Total project (authorized + contingent)
90798	Eliason Harbor Electrical Upgrades	Authorized/in progress	-	-	1,644,772	1,500,000	1,500,000	1,644,772	3,144,772
90810	Sealing Cove Harbor Maintenance Repairs	Authorized/in progress	-	-	15,000	-	-	15,000	15,000
90849	Crescent Harbor Phase 1	Authorized/in progress	5,000,000	8,000,000	1,000,000	-	-	14,000,000	14,000,000
90879	FY19 Seaplane Base	Authorized/in progress	842,629	-	56,176	15,157,371	15,157,371	898,805	16,056,176
90901	MSC Bulkhead Pile Repairs	Authorized/in progress	-	-	70,000	-	-	70,000	70,000
90902	Crescent Harbor High-load and Net Shed Condition Assessment	Authorized/in progress	-	-	75,000	-	-	75,000	75,000
90906	Harbor Security Cameras	Authorized/in progress	-	-	20,000	-	-	20,000	20,000
90903	Thomsen Harbor Anode Replacement	Authorized/in progress	203,000	-	203,000	-	-	406,000	406,000
90922	Crescent Harbor High Load Dock Project	New FY2021	-	-	450,000	-	-	450,000	450,000
90923	Sealing Cove Upland and Parking Lot Paving Repairs	New FY2021	-	-	50,000	-	-	50,000	50,000
TOTAL OPEN APPROPRIATIONS							16,657,371	17,629,577	34,286,948
TBD	Master Plan	New FY22	-	-	100,000	-	-	100,000	100,000
TBD	Eliason Electrical	New FY22-additional appropriation	-	-	3,500,000	-	-	3,500,000	3,500,000
TBD	Harbor Parking Lot Repairs	New FY22	-	-	30,000	-	-	30,000	30,000
TBD	Sealing Cove Lift Station	New FY22	-	-	20,000	-	-	20,000	20,000
TBD	Radio Repeaters	New FY22	-	-	7,000	-	-	7,000	7,000
TOTAL NEW APPROPRIATIONS							-	3,657,000	3,657,000

Harbor Fund
Pro Forma Financial Projection

FY2020, FY2021 (approved) FY2021 (projected), FY2022 Proposed

<u>Operations</u>	FY2020	FY2021 (approved)	FY2021 (projected)	FY2022 (proposed appropriations)
Revenue	2,440,448	2,839,470	2,328,365	2,741,600
Cost of operations	(3,047,609)	(2,909,321)	(2,822,041)	(3,308,846)
Gross margin	(607,161)	(69,851)	(493,676)	(567,246)
Administrative expenses	(423,330)	(788,061)	(772,300)	(847,102)
Interest expense	(591,226)	(524,422)	(524,422)	(506,442)
Other income	1,197,146	1,254,703	649,704	783,152
Net operating income	(424,571)	(127,631)	(1,140,694)	(1,137,638)
Depreciation	1,383,331	1,373,846	1,373,846	1,726,080
Debt principal repayment	(410,348)	(425,348)	(425,348)	(440,348)
Transfers in/(out) including capital	(500,000)	(600,000)	(576,000)	(3,657,000)
Operating cash flow	48,412	220,867	(768,196)	(3,508,906)
<u>Working Capital</u>				
Working capital, beginning	16,785,212	8,172,490	8,172,490	7,630,294
Working capital, ending	8,172,490	8,393,357	7,630,294	4,121,388
Designated for capital expenditures	2,901,508	2,901,508	3,127,508	3,127,508
Designated for subsequent year debt principal payment	355,348	355,348	355,348	355,348
Undesignated working capital, ending	4,915,634	5,136,501	4,147,438	638,532
<u>Capital Expenditures</u>				
Grant/other revenue	4,220,218	-	1,150,000	-
New designations of working capital for capital expenditures	500,000	18,500	576,000	3,657,000
Capital expenditures	(12,532,161)	(18,500)	(1,500,000)	(3,657,000)



City and Borough of Sitka

AIRPORT TERMINAL FUND

FISCAL YEAR 2022

Operating Budget

City and Borough of Sitka, AK

AIRPORT TERMINAL FUND - SUMMARY BY EXPENDITURE TYPE

	2018 Actual Amount	2019 Actual Amount	2020 Actual Amount	2021 Amended Budget	2022 Budget
Revenue					
State Revenue	\$ -	\$ -	\$ -	\$ -	\$ -
Federal Revenue	\$ -	\$ -	\$ -	\$ -	\$ -
Operating Revenue	\$ 392,368.89	\$ 464,160.72	\$ 424,721.73	\$ 465,000.00	\$ 418,375.00
Other Operating Revenue	\$ -	\$ -	\$ -	\$ -	\$ -
Non-Operating Revenue	\$ 62,008.38	\$ 341,279.84	\$ 296,293.03	\$ 426,500.00	\$ 290,000.00
Uses of Property & Investments	\$ 18,265.01	\$ 27,538.15	\$ 29,375.35	\$ 17,000.00	\$ 14,400.00
Interfund Billings	\$ -	\$ -	\$ -	\$ -	\$ -
Miscellaneous Revenue	\$ -	\$ 40,550.52	\$ -	\$ -	\$ -
Cash Basis Receipts	\$ -	\$ -	\$ -	\$ -	\$ -
Revenue Totals	\$ 472,642.28	\$ 873,529.23	\$ 750,390.11	\$ 908,500.00	\$ 722,775.00
Expenditures					
Operating Expenses	\$ 379,440.78	\$ 418,678.79	\$ 641,426.54	\$ 609,682.00	\$ 639,503.00
Amortization & Depreciation	\$ 170,299.68	\$ 170,299.68	\$ 170,299.68	\$ 170,299.00	\$ 170,301.00
Other Financing Uses	\$ -	\$ 70,658.30	\$ -	\$ -	\$ -
Cash Basis Expenditures	\$ 280,593.00	\$ 4,137,977.52	\$ 220,000.00	\$ 246,000.00	\$ 155,000.00
Expenditure Totals	\$ 830,333.46	\$ 4,797,614.29	\$ 1,031,726.22	\$ 1,025,981.00	\$ 964,804.00
Fund Total: Airport Terminal Fund	\$ (357,691.18)	\$ (3,924,085.06)	\$ (281,336.11)	\$ (117,481.00)	\$ (242,029.00)

City and Borough of Sitka, AK

AIRPORT TERMINAL BUILDING FUND - SUMMARY BY DEPARTMENT

	2018 Actual Amount	2019 Actual Amount	2020 Actual Amount	2021 Amended Budget	2022 Budget
Revenue					
State Revenue	\$ -	\$ -	\$ -	\$ -	\$ -
Federal Revenue	\$ -	\$ -	\$ -	\$ -	\$ -
Operating Revenue	\$ 392,368.89	\$ 464,160.72	\$ 424,721.73	\$ 465,000.00	\$ 418,375.00
Non-Operating Revenue	\$ 62,008.38	\$ 341,279.84	\$ 296,293.03	\$ 426,500.00	\$ 290,000.00
Uses of Prop & Investment	\$ 18,265.01	\$ 27,538.15	\$ 29,375.35	\$ 17,000.00	\$ 14,400.00
Interfund Billings	\$ -	\$ -	\$ -	\$ -	\$ -
Miscellaneous	\$ -	\$ 40,550.52	\$ -	\$ -	\$ -
Cash Basis Receipts	\$ -	\$ -	\$ -	\$ -	\$ -
Revenue Totals	\$ 472,642.28	\$ 873,529.23	\$ 750,390.11	\$ 908,500.00	\$ 722,775.00
Expenditures					
Operations	\$ 379,440.78	\$ 374,838.94	\$ 397,286.44	\$ 414,182.00	\$ 451,003.00
Depreciation/Amortization	\$ 170,299.68	\$ 170,299.68	\$ 170,299.68	\$ 170,299.00	\$ 170,301.00
Debt Payments	\$ -	\$ 43,839.85	\$ 244,140.10	\$ 335,500.00	\$ 333,500.00
Fixed Asset Acquisition	\$ -	\$ -	\$ -	\$ 6,000.00	\$ 10,000.00
Transfers to Capital Projects and Other Fu	\$ 280,593.00	\$ 4,137,977.52	\$ 220,000.00	\$ 100,000.00	\$ -
Other	\$ -	\$ 70,658.30	\$ -	\$ -	\$ -
Expenditure Totals	\$ 830,333.46	\$ 4,797,614.29	\$ 1,031,726.22	\$ 1,025,981.00	\$ 964,804.00
Fund Total: Airport Terminal Func	\$ (357,691.18)	\$ (3,924,085.06)	\$ (281,336.11)	\$ (117,481.00)	\$ (242,029.00)



Airport Terminal Fund

Budget Year 2022

Account	Account Description	2018 Actual Amount	2019 Actual Amount	2020 Actual Amount	2021 Amended Budget	2022 Budget
Fund 250 - Airport Terminal Building						
<i>Operating Expenses</i>						
5203.001	Electric	70,526.25	87,060.54	90,548.12	85,000.00	90,000.00
5203.005	Heating Fuel	19,194.85	15,167.50	17,031.41	14,000.00	17,500.00
5204.000	Telephone	4,078.74	4,303.04	4,445.12	3,900.00	4,464.00
5205.000	Insurance	7,895.95	9,366.22	11,210.02	11,433.00	16,411.00
5206.000	Supplies	.00	.00	.00	1,000.00	.00
5208.000	Bldg Repair & Maint	74,046.03	64,758.84	68,938.42	68,244.00	74,563.00
5212.000	Contracted/Purchased Serv	72,397.72	80,023.95	82,005.61	124,140.00	150,111.00
5214.000	Interdepartment Services	110,273.72	112,616.63	111,013.06	91,065.00	82,854.00
5226.000	Advertising	.00	.00	.00	2,000.00	.00
5227.002	Rent-Equipment	18,959.33	494.92	11,202.93	12,300.00	13,600.00
5230.000	Bad Debts	120.00	.00	.00	.00	.00
5231.000	Credit Card Expense	1,948.19	1,047.30	891.75	1,100.00	1,500.00
5295.000	Interest Expense	.00	43,839.85	243,390.10	195,500.00	188,500.00
5297.000	Debt Admin Expense	.00	.00	750.00	.00	.00
<i>Operating Expenses Totals</i>		\$379,440.78	\$418,678.79	\$641,426.54	\$609,682.00	\$639,503.00
<i>Amortization & Depreciation</i>						
6205.000	Depreciation-Buildings	131,968.44	131,968.44	131,968.44	131,968.00	131,969.00
6206.000	Depreciation-Machinery	38,331.24	38,331.24	38,331.24	38,331.00	38,332.00
<i>Amortization & Depreciation Totals</i>		\$170,299.68	\$170,299.68	\$170,299.68	\$170,299.00	\$170,301.00
<i>Other Financing Uses</i>						
7740.000	Bonds issuance costs	.00	70,658.30	.00	.00	.00
<i>Other Financing Uses Totals</i>		\$0.00	\$70,658.30	\$0.00	\$0.00	\$0.00
<i>Cash Basis Expenditures</i>						
7106.000	Fixed Assets-Machinery	.00	.00	.00	6,000.00	10,000.00
7200.000	Interfund Transfers Out	280,593.00	4,137,977.52	220,000.00	100,000.00	.00
7302.000	Bond Principal Payments	.00	.00	.00	140,000.00	145,000.00
<i>Cash Basis Expenditures Totals</i>		\$280,593.00	\$4,137,977.52	\$220,000.00	\$246,000.00	\$155,000.00
Fund 250 - Airport Terminal Building Totals		\$830,333.46	\$4,797,614.29	\$1,031,726.22	\$1,025,981.00	\$964,804.00
Net Grand Totals		\$830,333.46	\$4,797,614.29	\$1,031,726.22	\$1,025,981.00	\$964,804.00


City and Borough of Sitka
 Airport Fund (Fund 760)
 FY2022

Project number	Project Description	Status	Grants (approved)	Loans/ Bond Proceeds (approved)	Airport Fund Working Capital	Other source	Contingent Grants	Total Contingent	Total authorized	Total project (authorized + contingent)
90835	SIT Airport Terminal Improvements	Authorized/in progress	158,570	4,000,000	-	264,468	10,000,000	10,000,000	4,423,038	14,423,038
90872	Air Taxi ADA Ramp and Door	Authorized/in progress	-	-	120,000	-	-	-	120,000	120,000
90873	Heat Pumps for Hold Room	Authorized/in progress	-	-	46,000	-	-	-	46,000	46,000
90904	SIT Airport Terminal Sidewalk Replacement	Authorized/in progress	-	-	90,000	-	-	-	90,000	90,000
90911	Airport Terminal Entry Doors Replacement	Authorized/in progress	-	-	100,000	-	-	-	100,000	100,000
90924	Exterior Painting-Front and South sides	Authorized/in progress	-	-	100,000	-	-	-	100,000	100,000
TOTAL OPEN APPROPRIATIONS								10,000,000	4,779,038	14,779,038
90835	SIT Airport Terminal Improvements	New FY22	-	-	-	-	5,576,962	5,576,962	-	5,576,962
TOTAL NEW APPROPRIATIONS								5,576,962	-	5,576,962

Airport Terminal Fund
Pro Forma Financial Projection

FY2020, FY2021 (approved) FY2021 (projected), FY2022 Proposed

<u>Operations</u>	<u>FY2020</u>	<u>FY2021 (approved)</u>	<u>FY2021 (projected)</u>	<u>FY2022 (proposed appropriations)</u>
Revenue	721,015	891,500	632,000	708,375
Cost of operations	(567,585)	(590,481)	(590,481)	(631,304)
Gross margin	153,430	301,019	41,519	77,071
Administrative expenses	-	-	-	-
Interest expense	(244,140)	(195,500)	(195,500)	(188,500)
Other income	119,685	17,000	14,400	14,400
Net operating income	28,975	122,519	(139,581)	(97,029)
Depreciation	170,299	170,299	170,299	170,301
Debt principal repayment	(135,000)	(140,000)	(140,000)	(145,000)
Transfers in/(out) including capital	(220,000)	(100,000)	(100,000)	-
Operating cash flow	(155,726)	52,818	(209,282)	(71,728)
<u>Working Capital</u>				
Working capital, beginning	5,113,601	5,205,122	5,205,122	5,001,840
Working capital, ending	5,205,122	5,257,940	5,001,840	4,930,112
Designated for capital expenditures	4,609,251	4,609,251	4,615,251	4,615,251
Designated for subsequent year debt principal payment	140,000	145,000	145,000	145,000
Undesignated working capital, ending	455,871	508,689	246,589	174,861
<u>Capital Expenditures</u>				
Grant/other revenue	42,917	-	-	-
New designations of working capital for capital expenditures	500,000	100,000	100,000	-
Capital expenditures	(12,532,161)	(100,000)	(94,000)	-



City and Borough of Sitka

MARINE SERVICE CENTER
FUND

FISCAL YEAR 2022

Operating Budget

City and Borough of Sitka, AK

MARINE SERVICE CENTER FUND - SUMMARY BY EXPENDITURE TYPE

	2018 Actual Amount	2019 Actual Amount	2020 Actual Amount	2021 Amended Budget	2022 Budget
Revenue					
State Revenue	\$ -	\$ -	\$ -	\$ -	\$ -
Federal Revenue	\$ -	\$ -	\$ -	\$ -	\$ -
Operating Revenue	\$ 243,788.64	\$ 167,224.06	\$ 255,064.56	\$ 255,064.00	\$ 257,445.00
Other Operating Revenue	\$ -	\$ -	\$ -	\$ -	\$ -
Non-Operating Revenue	\$ -	\$ -	\$ -	\$ -	\$ -
Uses of Property & Investments	\$ 37,003.78	\$ 43,923.54	\$ 39,141.62	\$ 44,000.00	\$ 27,600.00
Interfund Billings	\$ -	\$ -	\$ -	\$ -	\$ -
Miscellaneous Revenue	\$ -	\$ -	\$ -	\$ -	\$ -
Cash Basis Receipts	\$ -	\$ -	\$ -	\$ -	\$ -
Revenue Totals	\$ 280,792.42	\$ 211,147.60	\$ 294,206.18	\$ 299,064.00	\$ 285,045.00
Expenditures					
Operating Expenses	\$ 63,597.86	\$ 153,315.45	\$ 95,224.87	\$ 152,469.00	\$ 205,951.00
Amortization & Depreciation	\$ 31,906.36	\$ 31,560.16	\$ 31,214.18	\$ 31,558.00	\$ 31,215.00
Cash Basis Expenditures	\$ -	\$ 70,000.00	\$ 210,000.00	\$ 55,000.00	\$ 15,000.00
Expenditure Totals	\$ 95,504.22	\$ 254,875.61	\$ 336,439.05	\$ 239,027.00	\$ 252,166.00
Fund Total: Marine Service Center Fund	\$ 185,288.20	\$ (43,728.01)	\$ (42,232.87)	\$ 60,037.00	\$ 32,879.00

City and Borough of Sitka, AK

MARINE SERVICE CENTER FUND - SUMMARY BY DEPARTMENT

	2018 Actual Amount	2019 Actual Amount	2020 Actual Amount	2021 Amended Budget	2022 Budget
Revenue					
State Revenue	\$ -	\$ -	\$ -	\$ -	\$ -
Federal Revenue	\$ -	\$ -	\$ -	\$ -	\$ -
Operating Revenue	\$ 243,788.64	\$ 167,224.06	\$ 255,064.56	\$ 255,064.00	\$ 257,445.00
Other Operating Revenue	\$ -	\$ -	\$ -	\$ -	\$ -
Non-Operating Revenue	\$ -	\$ -	\$ -	\$ -	\$ -
Uses of Prop & Investment	\$ 37,003.78	\$ 43,923.54	\$ 39,141.62	\$ 44,000.00	\$ 27,600.00
Interfund Billings	\$ -	\$ -	\$ -	\$ -	\$ -
Miscellaneous	\$ -	\$ -	\$ -	\$ -	\$ -
Cash Basis Receipts	\$ -	\$ -	\$ -	\$ -	\$ -
Revenue Totals	\$ 280,792.42	\$ 211,147.60	\$ 294,206.18	\$ 299,064.00	\$ 285,045.00
Expenditures					
Operations	\$ 63,597.86	\$ 153,315.45	\$ 95,224.87	\$ 152,469.00	\$ 205,951.00
Depreciation/Amortization	\$ 31,906.36	\$ 31,560.16	\$ 31,214.18	\$ 31,558.00	\$ 31,215.00
Debt Payments		\$ -	\$ -	\$ -	\$ -
Fixed Asset Acquisition	\$ -	\$ -	\$ -	\$ -	\$ -
Transfers to Capital Projects and Other Funds	\$ -	\$ 70,000.00	\$ 210,000.00	\$ 55,000.00	\$ 15,000.00
Other	\$ -	\$ -	\$ -	\$ -	\$ -
Expenditure Totals	\$ 95,504.22	\$ 254,875.61	\$ 336,439.05	\$ 239,027.00	\$ 252,166.00
Fund Total: Marine Service Center Fund	\$ 185,288.20	\$ (43,728.01)	\$ (42,232.87)	\$ 60,037.00	\$ 32,879.00



Marine Service Center Fund

Budget Year 2022

Account	Account Description	2018 Actual Amount	2019 Actual Amount	2020 Actual Amount	2021 Amended Budget	2022 Budget
Fund 260 - Marine Service Center						
<i>Operating Expenses</i>						
5203.001	Electric	(29,772.79)	87,127.59	183.79	17,000.00	17,000.00
5204.000	Telephone	2,727.83	2,862.04	2,935.29	2,860.00	2,940.00
5205.000	Insurance	4,292.86	4,794.34	5,235.12	5,235.00	7,425.00
5208.000	Bldg Repair & Maint	63,134.97	49,334.00	66,753.27	64,231.00	76,483.00
5212.000	Contracted/Purchased Serv	811.50	903.45	939.70	43,225.00	80,889.00
5214.000	Interdepartment Services	22,403.49	8,294.03	18,930.73	19,418.00	21,214.00
5226.000	Advertising	.00	.00	246.97	.00	.00
5290.000	Other Expenses	.00	.00	.00	500.00	.00
<i>Operating Expenses Totals</i>		\$63,597.86	\$153,315.45	\$95,224.87	\$152,469.00	\$205,951.00
<i>Amortization & Depreciation</i>						
6201.000	Depreciation-Land Improve	1,563.00	1,563.00	1,563.00	1,562.00	1,563.00
6205.000	Depreciation-Buildings	19,217.20	18,871.00	18,524.90	18,870.00	18,525.00
6206.000	Depreciation-Machinery	11,126.16	11,126.16	11,126.28	11,126.00	11,127.00
<i>Amortization & Depreciation Totals</i>		\$31,906.36	\$31,560.16	\$31,214.18	\$31,558.00	\$31,215.00
<i>Cash Basis Expenditures</i>						
7200.000	Interfund Transfers Out	.00	70,000.00	210,000.00	55,000.00	15,000.00
<i>Cash Basis Expenditures Totals</i>		\$0.00	\$70,000.00	\$210,000.00	\$55,000.00	\$15,000.00
Fund 260 - Marine Service Center Totals		\$95,504.22	\$254,875.61	\$336,439.05	\$239,027.00	\$252,166.00
Net Grand Totals		\$95,504.22	\$254,875.61	\$336,439.05	\$239,027.00	\$252,166.00


City and Borough of Sitka
 Marine Service Center-Fund 770
 FY2022

Project number	Project Description	Status	MSC Fund Working Capital	Contingent Grants	Contingent Other	Total Contingent	Total authorized	Total project (authorized + contingent)
90874	MSC Roof Condenser Replacement	Authorized/in progress	200,000	-	-	-	200,000	200,000
90905	MSC Bulkhead Condition Assessment	Authorized/in progress	80,000	-	-	-	80,000	80,000
90901	MSC Bulkhead Repairs	Authorized/in progress	-	<i>7,940,000</i>	<i>500,000</i>	<i>8,440,000</i>	-	8,440,000
90926	Arctic Door Replacement Egress	Authorized/in progress	10,000	-	-	-	10,000	10,000
90927	Asphalt Patch	Authorized/in progress	5,000	-	-	-	5,000	5,000
90928	Freezer Vestibule Entry Curtains	Authorized/in progress	10,000	-	-	-	10,000	10,000
90929	Ramp Transition	Authorized/in progress	15,000	-	-	-	15,000	15,000
90930	Replace Loading Dock Bumper	Authorized/in progress	15,000	-	-	-	15,000	15,000
TOTAL OPEN APPROPRIATIONS						8,440,000	335,000	8,775,000
TBD	MSC overhead door "A"	New FY22	15,000	-	-	-	15,000	15,000
TOTAL NEW APPROPRIATIONS						-	15,000	15,000

Marine Service Center Fund
Pro Forma Financial Projection

FY2020, FY2021 (approved) FY2021 (projected), FY2022 Proposed

<u>Operations</u>	FY2020	FY2021 (approved)	FY2021 (projected)	FY2022 (proposed appropriations)
Revenue	255,064	255,064	255,064	257,445
Cost of operations	(126,439)	(183,683)	(128,578)	(205,951)
Gross margin	128,625	71,381	126,486	51,494
Administrative expenses	-	-	-	-
Interest expense	-	-	-	-
Other income	90,973	44,000	26,400	27,600
Net operating income	219,598	115,381	152,886	79,094
Depreciation	31,560	31,214	31,214	31,215
Debt principal repayment	-	-	-	-
Transfers in/(out) including capital	(210,000)	(100,000)	(100,000)	(15,000)
Operating cash flow	41,158	46,595	84,100	95,309
<u>Working Capital</u>				
Working capital, beginning	2,064,217	2,222,704	2,222,704	2,267,804
Working capital, ending	2,222,704	2,269,299	2,267,804	2,363,113
Designated for capital expenditures	161,923	161,923	122,923	122,923
Designated for subsequent year debt principal payment	-	-	-	-
Undesignated working capital, ending	2,060,781	2,107,376	2,144,881	2,240,190
<u>Capital Expenditures</u>				
Grant/other revenue	-	-	-	-
New designations of working capital for capital expenditures	210,000	55,000	55,000	15,000
Capital expenditures	(102,668)	(55,000)	(94,000)	(15,000)



City and Borough of Sitka

GARY PAXTON INDUSTRIAL
FUND

FISCAL YEAR 2022

Operating Budget

City and Borough of Sitka, AK

GARY PAXTON INDUSTRIAL PARK FUND - SUMMARY BY EXPENDITURE TYPE

	2018 Actual Amount	2019 Actual Amount	2020 Actual Amount	2021 Amended Budget	2022 Budget
Revenue					
State Revenue	\$ -	\$ -	\$ -	\$ -	\$ -
Federal Revenue	\$ -	\$ -	\$ -	\$ -	\$ -
Operating Revenue	\$ 689.00	\$ 14,744.80	\$ 37,461.89	\$ 37,000.00	\$ 44,000.00
Other Operating Revenue	\$ -	\$ -	\$ -	\$ -	\$ -
Non-Operating Revenue	\$ -	\$ -	\$ -	\$ -	\$ -
Uses of Property & Investments	\$ 140,603.60	\$ 144,252.79	\$ 166,709.92	\$ 134,755.00	\$ 119,336.00
Interfund Billings	\$ -	\$ -	\$ -	\$ -	\$ -
Miscellaneous Revenue	\$ 650.00	\$ 1,008.87	\$ -	\$ -	\$ -
Cash Basis Receipts	<u>\$ 7,766,441.66</u>	<u>\$ 48,700.81</u>	<u>\$ 106,705.79</u>	<u>\$ 41,000.00</u>	<u>\$ 21,200.00</u>
Revenue Totals	\$ 7,908,384.26	\$ 208,707.27	\$ 310,877.60	\$ 212,755.00	\$ 184,536.00
Expenditures					
Salaries and Wages	\$ -	\$ -	\$ -	\$ -	\$ -
Fringe Benefits	\$ -	\$ -	\$ -	\$ -	\$ -
Operating Expenses	\$ 194,235.92	\$ 279,502.12	\$ 244,473.06	\$ 260,992.00	\$ 247,461.00
Amortization & Depreciation	\$ 1,826,177.09	\$ 432,665.86	\$ 434,014.86	\$ 432,664.00	\$ 434,017.00
Cash Basis Expenditures	<u>\$ 344.50</u>	<u>\$ 65,128.97</u>	<u>\$ 11,236.58</u>	<u>\$ 49,783.00</u>	<u>\$ 15,000.00</u>
Expenditure Totals	<u>\$ 2,020,757.51</u>	<u>\$ 777,296.95</u>	<u>\$ 689,724.50</u>	<u>\$ 743,439.00</u>	<u>\$ 696,478.00</u>
Fund Total: GPIF Fund	<u>\$ 5,887,626.75</u>	<u>\$ (568,589.68)</u>	<u>\$ (378,846.90)</u>	<u>\$ (530,684.00)</u>	<u>\$ (511,942.00)</u>

City and Borough of Sitka, AK

GARY PAXTON INDUSTRIAL PARK FUND - SUMMARY BY DEPARTMENT

	2018 Actual Amount	2019 Actual Amount	2020 Actual Amount	2021 Amended	2022 Budget
Revenue					
State Revenue	\$ -	\$ -	\$ -	\$ -	\$ -
Federal Revenue	\$ -	\$ -	\$ -	\$ -	\$ -
Operating Revenue	\$ 689.00	\$ 14,744.80	\$ 37,461.89	\$ 37,000.00	\$ 44,000.00
Other Operating Revenue	\$ -	\$ -	\$ -	\$ -	\$ -
Non-Operating Revenue	\$ -	\$ -	\$ -	\$ -	\$ -
Uses of Prop & Investment	\$ 140,603.60	\$ 144,252.79	\$ 166,709.92	\$ 134,755.00	\$ 119,336.00
Interfund Billings	\$ -	\$ -	\$ -	\$ -	\$ -
Miscellaneous	\$ 650.00	\$ 1,008.87	\$ -	\$ -	\$ -
Cash Basis Receipts	\$ 7,766,441.66	\$ 48,700.81	\$ 106,705.79	\$ 41,000.00	\$ 21,200.00
Revenue Totals	\$ 7,908,384.26	\$ 208,707.27	\$ 310,877.60	\$ 212,755.00	\$ 184,536.00
Expenditures					
Operations	\$ 187,764.24	\$ 274,648.36	\$ 241,237.22	\$ 259,374.00	\$ 247,461.00
Depreciation/Amortization	\$ 1,826,177.09	\$ 432,665.86	\$ 434,014.86	\$ 432,664.00	\$ 434,017.00
Debt Payments	\$ 6,471.68	\$ 4,853.76	\$ 3,235.84	\$ 51,401.00	\$ -
Fixed Asset Acquisition	\$ -	\$ -	\$ -	\$ -	\$ -
Transfers to Capital Projects and Other Funds	\$ 344.50	\$ 65,128.97	\$ 11,236.58	\$ -	\$ 15,000.00
Other	\$ -	\$ -	\$ -	\$ -	\$ -
Expenditure Totals	\$ 2,020,757.51	\$ 777,296.95	\$ 689,724.50	\$ 743,439.00	\$ 696,478.00
Fund Total: GPIIP Fund	\$ 5,887,626.75	\$ (568,589.68)	\$ (378,846.90)	\$ (530,684.00)	\$ (511,942.00)



Gary Paxton Industrial Park Fund

Budget Year 2022

Account	Account Description	2018 Actual Amount	2019 Actual Amount	2020 Actual Amount	2021 Amended Budget	2022 Budget
Fund 270 - Gary Paxton Industrial Park						
<i>Operating Expenses</i>						
5203.001	Electric	18,666.51	20,105.45	16,089.23	20,000.00	20,000.00
5203.005	Heating Fuel	16,335.83	17,319.87	.00	17,000.00	.00
5204.000	Telephone	1,294.07	1,382.62	1,414.33	1,200.00	1,400.00
5205.000	Insurance	9,769.95	16,906.21	22,059.09	22,505.00	20,858.00
5206.000	Supplies	.00	31.50	.00	.00	.00
5207.000	Repairs & Maintenance	.00	.00	.00	15,000.00	15,000.00
5208.000	Bldg Repair & Maint	6,124.71	4,060.83	469.98	.00	.00
5212.000	Contracted/Purchased Serv	97,171.10	95,444.49	96,623.43	112,725.00	111,768.00
5214.000	Interdepartment Services	36,519.92	73,191.21	70,121.76	64,944.00	70,185.00
5223.000	Tools & Small Equipment	.00	.00	.00	1,000.00	1,000.00
5225.000	Legal Expenditures	.00	5,276.05	30,208.40	.00	2,500.00
5226.000	Advertising	650.80	202.05	.00	2,500.00	2,500.00
5230.000	Bad Debts	682.50	39,957.68	2,146.97	1,000.00	.00
5231.000	Credit Card Expense	548.85	685.40	1,072.47	500.00	1,250.00
5290.000	Other Expenses	.00	85.00	1,031.56	1,000.00	1,000.00
5295.000	Interest Expense	6,471.68	4,853.76	3,235.84	1,618.00	.00
<i>Operating Expenses Totals</i>		\$194,235.92	\$279,502.12	\$244,473.06	\$260,992.00	\$247,461.00
<i>Amortization & Depreciation</i>						
6101.000	Amortization	24,660.18	24,660.24	24,660.24	24,660.00	24,661.00
6201.000	Depreciation-Land Improve	140,466.87	144,725.41	145,262.41	144,725.00	145,263.00
6202.000	Depreciation-Plants	62,520.12	62,520.12	62,520.24	62,520.00	62,521.00
6203.000	Depreciation-Harbors	94,610.00	189,219.55	190,031.33	189,219.00	190,031.00
6205.000	Depreciation-Buildings	11,540.59	11,540.54	11,540.64	11,540.00	11,541.00
6290.002	Loss on Impairment	1,492,379.33	.00	.00	.00	.00
<i>Amortization & Depreciation Totals</i>		\$1,826,177.09	\$432,665.86	\$434,014.86	\$432,664.00	\$434,017.00
<i>Cash Basis Expenditures</i>						
7200.000	Interfund Transfers Out	344.50	65,128.97	11,236.58	.00	15,000.00
7301.000	Note Principal Payments	.00	.00	.00	49,783.00	.00
<i>Cash Basis Expenditures Totals</i>		\$344.50	\$65,128.97	\$11,236.58	\$49,783.00	\$15,000.00
Fund 270 - Gary Paxton Industrial Park Totals		\$2,020,757.51	\$777,296.95	\$689,724.50	\$743,439.00	\$696,478.00
Net Grand Totals		\$2,020,757.51	\$777,296.95	\$689,724.50	\$743,439.00	\$696,478.00


City and Borough of Sitka
 GPIIP (Fund 780)
 FY2022

Project number	Project Description	Status	GPIG Fund Working Capital	Other source	Total authorized	Total project (authorized + contingent)	Other source (description)
90837	GPIIP Access Ramp	Authorized/in progress	40,000	-	40,000	40,000	
80273	Site Improvements	Authorized/in progress	232,185	-	232,185	232,185	
90836	GPIIP shoreline stabilization	Authorized/in progress	-	215,000	215,000	215,000	Fund 173
90854	GPIIP Site Clean UP	Authorized/in progress	-	35,000	35,000	35,000	Fund 173
90875	GPIIP Wash down pad	Authorized/in progress	20,000	-	20,000	20,000	
TOTAL OPEN APPROPRIATIONS					522,185	522,185	
TBD	Geotech assessment of APC landfill site	New FY22	-	120,000	120,000	120,000	Fund 173
TOTAL NEW APPROPRIATIONS					-	120,000	

G. Paxton Industrial Park Fund
Pro Forma Financial Projection

FY2020, FY2021 (approved) FY2021 (projected), FY2022 Proposed

		FY2021	FY2021	FY2022	
	<u>Operations</u>	FY2020	(approved)	(projected)	(proposed appropriations)
Revenue		187,901	159,755	151,767	153,736
Cost of operations		(675,252)	(692,038)	(484,427)	(631,478)
Gross margin		(487,351)	(532,283)	(332,659)	(477,742)
Administrative expenses		-	-	-	-
Interest expense		(3,236)	(1,618)	(1,618)	-
Other income		33,104	53,000	52,470	30,800
Net operating income		(457,483)	(480,901)	(281,807)	(446,942)
Depreciation		434,014	432,664	434,014	434,017
Debt principal repayment		(49,782)	(49,782)	(49,782)	-
Transfers in/(out) including capital		30,575	-	(12,246)	(15,000)
Operating cash flow		(42,676)	(98,019)	90,179	(27,925)
	<u>Working Capital</u>				
Working capital, beginning		879,248	817,763	817,763	981,942
Working capital, ending		817,763	719,744	981,942	954,017
Designated for capital expenditures		192,257	192,257	266,257	266,257
Designated for subsequent year debt principal payment		53,018	-	-	-
Undesignated working capital, ending		572,488	474,469	662,667	634,742
	<u>Capital Expenditures</u>				
Grant/other revenue		-	-	174,000	270,000
New designations of working capital for capital expenditures		-	-	-	-
Capital expenditures		(27,370)	-	(100,000)	(270,000)



City and Borough of Sitka

INFORMATION TECHNOLOGY
FUND

FISCAL YEAR 2022

Operating Budget

City and Borough of Sitka, AK

INFORMATION TECHNOLOGY FUND - SUMMARY BY EXPENDITURE TYPE

	2018 Actual Amount	2019 Actual Amount	2020 Actual Amount	2021 Amended Budget	2022 Budget
Revenue					
State Revenue	\$ 13,373.38	\$ 5,919.33	\$ 26,118.17	\$ 15,975.00	\$ 24,920.00
Federal Revenue	\$ -	\$ -	\$ -	\$ -	\$ -
Services	\$ 1,175,598.00	\$ 1,556,139.38	\$ 1,540,800.00	\$ 1,552,142.00	\$ 1,483,403.00
Other Operating Revenue	\$ -	\$ 895.25	\$ 652.71	\$ -	\$ -
Uses of Property & Investments	\$ (1,985.95)	\$ 1,068.51	\$ 11,122.60	\$ 18,000.00	\$ 5,800.00
Interfund Billings	\$ -	\$ -	\$ -	\$ -	\$ -
Miscellaneous Revenue	\$ 218.32	\$ -	\$ -	\$ -	\$ -
Cash Basis Receipts	\$ -	\$ 285,000.00	\$ 24,791.44	\$ -	\$ -
Revenue Totals	\$ 1,187,203.75	\$ 1,849,022.47	\$ 1,603,484.92	\$ 1,586,117.00	\$ 1,514,123.00
Expenditures					
Salaries and Wages	\$ 249,896.10	\$ 243,033.23	\$ 269,829.69	\$ 297,892.00	\$ 307,917.36
Fringe Benefits	\$ 186,701.45	\$ 151,251.62	\$ 260,623.34	\$ 226,538.86	\$ 246,562.60
Operating Expenses	\$ 632,139.33	\$ 657,162.40	\$ 753,614.79	\$ 804,694.98	\$ 1,040,599.00
Amortization & Depreciation	\$ 198,457.49	\$ 195,145.85	\$ 240,465.31	\$ 159,956.00	\$ 240,466.00
Cash Basis Expenditures	\$ -	\$ 360,000.00	\$ -	\$ 117,770.00	\$ 117,770.00
Expenditure Totals	\$ 1,267,194.37	\$ 1,606,593.10	\$ 1,524,533.13	\$ 1,606,851.84	\$ 1,953,314.96
Fund Total: IT Fund	\$ (79,990.62)	\$ 242,429.37	\$ 78,951.79	\$ (20,734.84)	\$ (439,191.96)

City and Borough of Sitka, AK

INFORMATION TECHNOLOGY FUND - SUMMARY BY DEPARTMENT

	2018 Actual Amount	2019 Actual Amount	2020 Actual Amount	2021 Amended Budget	2022 Budget
Revenue					
State Revenue	\$ 13,373.38	\$ 5,919.33	\$ 26,118.17	\$ 15,975.00	\$ 24,920.00
Federal Revenue	\$ -	\$ -	\$ -	\$ -	\$ -
Services	\$ 1,175,598.00	\$ 1,557,034.63	\$ 1,541,452.71	\$ 1,552,142.00	\$ 1,483,403.00
Other Operating Revenue	\$ -	\$ -	\$ -	\$ -	\$ -
Uses of Property & Investments	\$ (1,985.95)	\$ 1,068.51	\$ 11,122.60	\$ 18,000.00	\$ 5,800.00
Interfund Billings	\$ -	\$ -	\$ -	\$ -	\$ -
Miscellaneous Revenue	\$ 218.32	\$ -	\$ -	\$ -	\$ -
Cash Basis Receipts	\$ -	\$ 285,000.00	\$ 24,791.44	\$ -	\$ -
Revenue Totals	\$ 1,187,203.75	\$ 1,849,022.47	\$ 1,603,484.92	\$ 1,586,117.00	\$ 1,514,123.00
Expenditures					
Operations	\$ 1,066,939.53	\$ 1,037,314.92	\$ 1,273,468.57	\$ 1,322,058.84	\$ 1,591,544.96
Depreciation/Amortization	\$ 198,457.49	\$ 195,145.85	\$ 240,465.31	\$ 159,956.00	\$ 240,466.00
Debt Payments	\$ 1,797.35	\$ 14,132.33	\$ 10,599.25	\$ 124,837.00	\$ 121,304.00
Fixed Asset Acquisition	\$ -	\$ -	\$ -	\$ -	\$ -
Transfers to Capital Projects and Other Funds	\$ -	\$ 360,000.00	\$ -	\$ -	\$ -
Other	\$ -	\$ -	\$ -	\$ -	\$ -
Expenditure Totals	\$ 1,267,194.37	\$ 1,606,593.10	\$ 1,524,533.13	\$ 1,606,851.84	\$ 1,953,314.96
Fund Total: IT Fund	\$ (79,990.62)	\$ 242,429.37	\$ 78,951.79	\$ (20,734.84)	\$ (439,191.96)



Information Technology Fund

Budget Year 2022

Account	Account Description	2018 Actual Amount	2019 Actual Amount	2020 Actual Amount	2021 Amended Budget	2022 Budget
Fund 300 - Information Technology Fund						
<i>Salaries and Wages</i>						
5110.001	Regular Salaries/Wages	232,538.58	227,137.18	254,664.01	297,892.00	307,917.36
5110.002	Holidays	11,543.88	9,113.36	10,984.92	.00	.00
5110.003	Sick Leave	4,068.88	5,744.45	3,174.06	.00	.00
5110.004	Overtime	1,744.76	1,038.24	1,006.70	.00	.00
<i>Salaries and Wages Totals</i>		\$249,896.10	\$243,033.23	\$269,829.69	\$297,892.00	\$307,917.36
<i>Fringe Benefits</i>						
5120.001	Annual Leave	26,047.25	22,464.66	41,053.69	12,837.00	12,871.00
5120.002	SBS	16,980.94	16,415.65	18,336.53	19,102.72	19,719.71
5120.003	Medicare	4,016.65	3,882.97	4,337.39	4,518.63	4,664.48
5120.004	PERS	57,136.98	21,742.98	104,131.60	81,511.53	92,662.01
5120.005	Health Insurance	80,853.24	85,353.67	91,343.20	107,146.92	115,640.40
5120.006	Life Insurance	47.64	44.10	47.64	47.64	47.64
5120.007	Workmen's Compensation	1,618.75	1,347.59	1,373.29	1,374.42	957.36
<i>Fringe Benefits Totals</i>		\$186,701.45	\$151,251.62	\$260,623.34	\$226,538.86	\$246,562.60
<i>Operating Expenses</i>						
5201.000	Training and Travel	5,835.43	6,856.76	641.10	15,000.00	12,500.00
5204.000	Telephone	169,615.78	186,532.26	228,192.82	168,840.00	260,640.00
5204.001	Cell Phone Stipend	900.00	825.00	900.00	1,200.00	900.00
5205.000	Insurance	3,927.83	10,617.72	16,165.83	17,000.00	25,300.00
5206.000	Supplies	5,018.07	3,369.72	2,916.63	15,051.99	15,000.00
5207.000	Repairs & Maintenance	149,439.95	139,454.01	135,234.22	199,348.00	202,048.00
5208.000	Bldg Repair & Maint	.00	315.05	.00	5,961.00	6,988.00
5212.000	Contracted/Purchased Serv	126,080.91	134,250.62	163,013.98	189,027.60	328,182.00
5214.000	Interdepartment Services	110,601.96	95,000.04	101,140.96	84,175.00	92,407.00
5221.000	Transportation/Vehicles	900.00	900.00	900.00	900.00	900.00
5222.000	Postage	58.46	56.43	173.69	.00	.00
5223.000	Tools & Small Equipment	57,886.61	64,022.01	90,927.53	101,124.39	92,200.00
5224.000	Dues & Publications	.00	.00	2,606.88	.00	.00
5226.000	Advertising	.00	830.45	48.65	.00	.00
5290.000	Other Expenses	76.98	.00	153.25	.00	.00
5295.000	Interest Expense	1,797.35	14,132.33	10,599.25	7,067.00	3,534.00
<i>Operating Expenses Totals</i>		\$632,139.33	\$657,162.40	\$753,614.79	\$804,694.98	\$1,040,599.00



Information Technology Fund


Budget Year 2022

Account	Account Description	2018 Actual Amount	2019 Actual Amount	2020 Actual Amount	2021 Amended Budget	2022 Budget
Fund 300 - Information Technology Fund						
<i>Amortization & Depreciation</i>						
6205.000	Depreciation-Buildings	1,416.96	1,416.96	1,416.96	1,161.00	1,417.00
6206.000	Depreciation-Machinery	195,547.85	192,236.21	237,555.55	157,571.00	237,556.00
6208.000	Deprec-Furniture/Fixtures	1,492.68	1,492.68	1,492.80	1,224.00	1,493.00
<i>Amortization & Depreciation Totals</i>		\$198,457.49	\$195,145.85	\$240,465.31	\$159,956.00	\$240,466.00
<i>Cash Basis Expenditures</i>						
7200.000	Interfund Transfers Out	.00	360,000.00	.00	.00	.00
7301.000	Note Principal Payments	.00	.00	.00	117,770.00	117,770.00
<i>Cash Basis Expenditures Totals</i>		\$0.00	\$360,000.00	\$0.00	\$117,770.00	\$117,770.00
Fund 300 - Information Technology Fund Totals		\$1,267,194.37	\$1,606,593.10	\$1,524,533.13	\$1,606,851.84	\$1,953,314.96
Net Grand Totals		\$1,267,194.37	\$1,606,593.10	\$1,524,533.13	\$1,606,851.84	\$1,953,314.96

Information Technology Fund
Pro Forma Financial Projection

FY2020, FY2021 (approved) FY2021 (projected), FY2022 Proposed

<u>Operations</u>	FY2020	FY2021 (approved)	FY2021 (projected)	FY2022 (proposed appropriations)
Revenue	1,541,453	1,552,142	1,552,142	1,483,403
Cost of operations	(1,306,685)	(1,388,061)	(1,388,061)	(1,739,604)
Gross margin	234,768	164,081	164,081	(256,201)
Administrative expenses	(101,141)	(84,175)	(84,175)	(92,407)
Interest expense	(10,599)	(7,067)	(7,067)	(3,534)
Other income	42,510	33,975	271,975	30,720
Net operating income	165,538	106,814	344,814	(321,422)
Depreciation	240,464	159,956	240,465	240,466
Debt principal repayment	(117,769)	(117,770)	(117,770)	(117,770)
Transfers in/(out) purchase of fixed assets	(279,963)	-	-	-
Operating cash flow	8,270	149,000	467,509	(198,726)
<u>Working Capital</u>				
Working capital, beginning	468,629	400,615	400,615	868,124
Working capital, ending	400,615	549,615	868,124	669,398
Designated for capital expenditures	-	-	-	-
Designated for subsequent year debt principal payment	117,770	121,304	-	-
Undesignated working capital, ending	282,845	431,845	750,354	551,628



City and Borough of Sitka

CENTRAL GARAGE FUND

FISCAL YEAR 2022

Operating Budget

City and Borough of Sitka, AK

CENTRAL GARAGE FUND - SUMMARY BY EXPENDITURE TYPE

	2018 Actual Amount	2019 Actual Amount	2020 Actual Amount	2021 Amended Budget	2022 Budget
Revenue					
State Revenue	\$ 5,884.52	\$ 3,070.42	\$ 11,946.28	\$ 8,286.00	\$ 11,397.00
Federal Revenue	\$ -	\$ -	\$ -	\$ -	\$ -
Services	\$ 1,330,875.00	\$ 1,799,257.11	\$ 1,734,402.74	\$ 1,715,607.00	\$ 1,775,536.00
Other Operating Revenue	\$ -	\$ -	\$ -	\$ -	\$ -
Uses of Property & Investments	\$ 115,954.58	\$ 101,939.33	\$ 138,187.02	\$ 115,688.00	\$ 93,688.00
Interfund Billings	\$ -	\$ -	\$ -	\$ -	\$ -
Miscellaneous Revenue	\$ 10,539.36	\$ 5,269.06	\$ -	\$ -	\$ -
Cash Basis Receipts	\$ 174,500.00	\$ 225,067.00	\$ 60,000.00	\$ 90,855.00	\$ 26,000.00
Revenue Totals	\$ 1,637,753.46	\$ 2,134,602.92	\$ 1,944,536.04	\$ 1,930,436.00	\$ 1,906,621.00
Expenditures					
Salaries and Wages	\$ 116,151.90	\$ 122,980.79	\$ 127,888.46	\$ 122,333.69	\$ 123,670.01
Fringe Benefits	\$ 93,634.94	\$ 89,224.35	\$ 161,443.20	\$ 108,233.96	\$ 93,094.07
Operating Expenses	\$ 548,312.07	\$ 549,720.35	\$ 491,015.07	\$ 594,036.00	\$ 566,113.00
Amortization & Depreciation	\$ 504,819.61	\$ 486,080.75	\$ 568,667.67	\$ 486,079.00	\$ 568,670.00
Cash Basis Expenditures	\$ -	\$ -	\$ -	\$ 1,247,192.50	\$ 117,000.00
Expenditure Totals	\$ 1,262,918.52	\$ 1,248,006.24	\$ 1,349,014.40	\$ 2,557,875.15	\$ 1,468,547.08
Fund Total: Central Garage Fund	\$ 374,834.94	\$ 886,596.68	\$ 595,521.64	\$ (627,439.15)	\$ 438,073.92

City and Borough of Sitka, AK

CENTRAL GARAGE FUND - SUMMARY BY DEPARTMENT

	2018 Actual Amount	2019 Actual Amount	2020 Actual Amount	2021 Amended Budget	2022 Budget
Revenue					
State Revenue	\$ 5,884.52	\$ 3,070.42	\$ 11,946.28	\$ 8,286.00	\$ 11,397.00
Federal Revenue	\$ -	\$ -	\$ -	\$ -	\$ -
Services	\$ 1,330,875.00	\$ 1,799,257.11	\$ 1,734,402.74	\$ 1,715,607.00	\$ 1,775,536.00
Other Operating Revenue	\$ -	\$ -	\$ -	\$ -	\$ -
Uses of Property & Investments	\$ 115,954.58	\$ 101,939.33	\$ 138,187.02	\$ 115,688.00	\$ 93,688.00
Interfund Billings	\$ -	\$ -	\$ -	\$ -	\$ -
Miscellaneous Revenue	\$ 10,539.36	\$ 5,269.06	\$ -	\$ -	\$ -
Cash Basis Receipts	\$ 174,500.00	\$ 225,067.00	\$ 60,000.00	\$ 90,855.00	\$ 26,000.00
Revenue Totals	\$ 1,637,753.46	\$ 2,134,602.92	\$ 1,944,536.04	\$ 1,930,436.00	\$ 1,906,621.00
Expenditures					
Administration	\$ 310,608.32	\$ 277,448.49	\$ 326,865.93	\$ 278,479.21	\$ 284,407.89
Operations	\$ 437,490.59	\$ 476,977.00	\$ 448,480.80	\$ 543,624.44	\$ 498,469.19
Jobbing					
Depreciation/Amortization	\$ 504,819.61	\$ 486,080.75	\$ 568,667.67	\$ 486,079.00	\$ 568,670.00
Debt Payments	\$ 10,000.00	\$ 7,500.00	\$ 5,000.00	\$ 52,500.00	\$ -
Fixed Asset Acquisition	\$ -	\$ -	\$ -	\$ 1,197,192.50	\$ 117,000.00
Transfers to Capital Projects and Other Funds	\$ -	\$ -	\$ -	\$ -	\$ -
Other	\$ -	\$ -	\$ -	\$ -	\$ -
Expenditure Totals	\$ 1,262,918.52	\$ 1,248,006.24	\$ 1,349,014.40	\$ 2,557,875.15	\$ 1,468,547.08
Fund Total: Central Garage Fund	\$ 374,834.94	\$ 886,596.68	\$ 595,521.64	\$ (627,439.15)	\$ 438,073.92



Central Garage Fund

Budget Year 2022

Account	Account Description	2018 Actual Amount	2019 Actual Amount	2020 Actual Amount	2021 Amended Budget	2022 Budget
Fund 310 - Central Garage Fund						
<i>Salaries and Wages</i>						
5110.001	Regular Salaries/Wages	99,381.81	107,461.45	105,721.40	121,333.68	122,670.00
5110.002	Holidays	4,918.68	4,676.96	5,221.84	.00	.00
5110.003	Sick Leave	4,220.54	889.58	3,335.68	.00	.00
5110.004	Overtime	7,630.87	9,952.80	13,609.54	1,000.01	1,000.01
<i>Salaries and Wages Totals</i>		\$116,151.90	\$122,980.79	\$127,888.46	\$122,333.69	\$123,670.01
<i>Fringe Benefits</i>						
5120.001	Annual Leave	10,272.32	10,209.71	11,537.75	5,942.00	5,823.00
5120.002	SBS	7,421.47	8,459.88	8,366.91	7,863.25	7,937.92
5120.003	Medicare	1,755.52	2,001.12	1,979.11	1,860.01	1,877.64
5120.004	PERS	25,135.57	9,387.90	88,426.55	35,199.72	38,604.40
5120.005	Health Insurance	42,013.86	52,241.75	43,617.60	50,618.28	34,537.56
5120.006	Life Insurance	22.20	22.20	22.20	22.20	22.20
5120.007	Workmen's Compensation	7,014.00	6,901.79	7,493.08	6,728.50	4,291.35
<i>Fringe Benefits Totals</i>		\$93,634.94	\$89,224.35	\$161,443.20	\$108,233.96	\$93,094.07
<i>Operating Expenses</i>						
5201.000	Training and Travel	.00	141.36	.00	2,000.00	2,000.00
5202.000	Uniforms	875.76	894.96	687.64	800.00	500.00
5203.001	Electric	29,331.39	32,317.64	35,071.62	30,000.00	30,000.00
5203.005	Heating Fuel	5,759.61	6,265.27	5,977.92	6,000.00	6,000.00
5204.000	Telephone	2,202.92	2,277.08	1,897.80	2,388.00	2,000.00
5204.001	Cell Phone Stipend	.00	.00	500.00	600.00	600.00
5205.000	Insurance	92,017.47	105,557.40	110,748.24	109,560.00	120,926.00
5206.000	Supplies	179,633.05	177,586.05	160,060.27	230,800.00	200,800.00
5207.000	Repairs & Maintenance	47,229.38	54,958.67	48,956.33	70,000.00	70,000.00
5208.000	Bldg Repair & Maint	22,668.81	11,271.38	16,146.77	9,594.00	13,675.00
5211.000	Data Processing Fees	10,059.00	10,535.04	10,469.04	10,692.00	11,221.00
5211.001	Information Technology Special Projects	.00	1,559.00	.00	.00	.00
5212.000	Contracted/Purchased Serv	9,623.16	9,364.09	12,212.52	26,050.00	24,922.00
5214.000	Interdepartment Services	111,575.53	124,332.15	82,211.36	83,312.00	77,547.00
5221.000	Transportation/Vehicles	.00	.00	.00	2,640.00	2,922.00
5222.000	Postage	.00	.00	.00	200.00	.00
5223.000	Tools & Small Equipment	2,988.49	2,890.67	155.36	5,000.00	2,000.00
5226.000	Advertising	439.95	92.30	372.10	1,900.00	1,000.00



Central Garage Fund


Budget Year 2022

Account	Account Description	2018 Actual Amount	2019 Actual Amount	2020 Actual Amount	2021 Amended Budget	2022 Budget
Fund 310 - Central Garage Fund						
<i>Operating Expenses</i>						
5231.000	Credit Card Expense	6.61	126.69	113.10	.00	.00
5290.000	Other Expenses	624.00	2,050.60	435.00	.00	.00
5290.001	Loss on Disposal of Fixed Assets	23,276.94	.00	.00	.00	.00
5295.000	Interest Expense	10,000.00	7,500.00	5,000.00	2,500.00	.00
<i>Operating Expenses Totals</i>		\$548,312.07	\$549,720.35	\$491,015.07	\$594,036.00	\$566,113.00
<i>Amortization & Depreciation</i>						
6201.000	Depreciation-Land Improve	971.04	971.04	971.04	971.00	972.00
6205.000	Depreciation-Buildings	27,507.96	27,507.96	27,507.96	27,507.00	27,508.00
6206.000	Depreciation-Machinery	28,923.16	29,876.12	32,583.26	29,876.00	32,584.00
6207.000	Depreciation-Vehicles	447,417.45	427,725.63	507,605.41	427,725.00	507,606.00
<i>Amortization & Depreciation Totals</i>		\$504,819.61	\$486,080.75	\$568,667.67	\$486,079.00	\$568,670.00
<i>Cash Basis Expenditures</i>						
7105.000	Fixed Assets-Buildings	.00	.00	.00	25,000.00	.00
7106.000	Fixed Assets-Machinery	.00	.00	.00	.00	10,000.00
7107.000	Fixed Assets-Vehicles	.00	.00	.00	1,197,192.50	107,000.00
7301.000	Note Principal Payments	.00	.00	.00	50,000.00	.00
<i>Cash Basis Expenditures Totals</i>		\$0.00	\$0.00	\$0.00	\$1,272,192.50	\$117,000.00
Fund 310 - Central Garage Fund Totals		\$1,262,918.52	\$1,248,006.24	\$1,349,014.40	\$2,582,875.15	\$1,468,547.08
Net Grand Totals		\$1,262,918.52	\$1,248,006.24	\$1,349,014.40	\$2,582,875.15	\$1,468,547.08

Central Garage Fund
Pro Forma Financial Projection

FY2020, FY2021 (approved) FY2021 (projected), FY2022 Proposed

<u>Operations</u>	FY2020	FY2021 (approved)	FY2021 (projected)	FY2022 (proposed appropriations)
Revenue	1,781,778	1,624,625	1,624,625	1,799,224
Cost of operations	(1,204,882)	(1,224,871)	(1,102,384)	(1,274,000)
Gross margin	576,896	399,754	522,241	525,224
Administrative expenses	(92,680)	(83,312)	(83,312)	(77,547)
Interest expense	(5,000)	(2,500)	(2,500)	-
Other income	229,789	191,141	115,855	107,397
Net operating income	709,005	505,083	552,284	555,074
Depreciation	568,665	486,079	568,668	568,667
Debt principal repayment	(50,000)	(50,000)	(50,000)	-
Transfers in/(out) /purchase of fixed assets	(365,914)	(718,000)	(1,222,193)	(117,000)
Operating cash flow	861,756	223,162	(151,240)	1,006,741
<u>Working Capital</u>				
Working capital, beginning	4,303,219	5,169,783	5,169,783	5,018,543
Working capital, ending	5,169,783	5,392,945	5,018,543	6,025,284
Designated for capital expenditures	4,532,535	4,814,535	4,310,343	5,093,343
Designated for subsequent year debt principal payment	-	-	-	-
Undesignated working capital, ending	637,248	860,410	486,008	1,492,749



City and Borough of Sitka

BUILDING MAINTENANCE FUND

FISCAL YEAR 2022

Operating Budget

City and Borough of Sitka, AK

BUILDING MAINTENANCE FUND - SUMMARY BY EXPENDITURE TYPE

	2018 Actual Amount	2019 Actual Amount	2020 Actual Amount	2021 Amended Budget	2022 Budget
Revenue					
State Revenue	\$ 10,282.20	\$ 4,846.79	\$ 20,308.73	\$ 13,080.00	\$ 19,377.00
Federal Revenue	\$ -	\$ -	\$ -	\$ -	\$ -
Services	\$ 460,565.64	\$ 503,198.69	\$ 515,841.98	\$ 593,598.00	\$ 648,527.00
Other Operating Revenue	\$ -	\$ -	\$ -	\$ 30,000.00	\$ -
Uses of Property & Investments	\$ 30,917.94	\$ 29,942.19	\$ 23,956.38	\$ 28,000.00	\$ 16,000.00
Interfund Billings	\$ -	\$ -	\$ -	\$ -	\$ -
Miscellaneous Revenue	\$ -	\$ -	\$ -	\$ -	\$ -
Cash Basis Receipts	\$ 39,703.39	\$ 50,380.44	\$ 40,003.32	\$ 50,000.00	\$ 50,000.00
Revenue Totals	\$ 541,469.17	\$ 588,368.11	\$ 600,110.41	\$ 714,678.00	\$ 733,904.00
Expenditures					
Salaries and Wages	\$ 202,776.68	\$ 197,449.68	\$ 220,680.97	\$ 243,854.08	\$ 250,285.12
Fringe Benefits	\$ 181,354.17	\$ 134,198.36	\$ 253,720.08	\$ 176,718.07	\$ 197,652.00
Operating Expenses	\$ 318,834.86	\$ 355,525.30	\$ 297,994.07	\$ 400,439.00	\$ 471,304.00
Amortization & Depreciation	\$ 880.16	\$ 880.20	\$ 880.20	\$ 880.00	\$ 881.00
Cash Basis Expenditures	\$ 60,000.00	\$ 30,200.00	\$ -	\$ -	\$ 300,000.00
Expenditure Totals	\$ 763,845.87	\$ 718,253.54	\$ 773,275.32	\$ 821,891.15	\$ 1,220,122.12
Fund Total: Building Maintenance Fund	\$ (222,376.70)	\$ (129,885.43)	\$ (173,164.91)	\$ (107,213.15)	\$ (486,218.12)

City and Borough of Sitka, AK

BUILDING MAINTENANCE FUND - SUMMARY BY DEPARTMENT

	2018 Actual Amount	2019 Actual Amount	2020 Actual Amount	2021 Amended Budget	2022 Budget
Revenue					
State Revenue	\$ 10,282.20	\$ 4,846.79	\$ 20,308.73	\$ 13,080.00	\$ 19,377.00
Federal Revenue	\$ -	\$ -	\$ -	\$ -	\$ -
Services	\$ 460,565.64	\$ 503,198.69	\$ 515,841.98	\$ 593,598.00	\$ 648,527.00
Other Operating Revenue	\$ -	\$ -	\$ -	\$ 30,000.00	\$ -
Uses of Property & Investments	\$ 30,917.94	\$ 29,942.19	\$ 23,956.38	\$ 28,000.00	\$ 16,000.00
Interfund Billings	\$ -	\$ -	\$ -	\$ -	\$ -
Miscellaneous Revenue	\$ -	\$ -	\$ -	\$ -	\$ -
Cash Basis Receipts	\$ 39,703.39	\$ 50,380.44	\$ 40,003.32	\$ 50,000.00	\$ 50,000.00
Revenue Totals	\$ 541,469.17	\$ 588,368.11	\$ 600,110.41	\$ 714,678.00	\$ 733,904.00
Expenditures					
Administration	\$ 173,585.69	\$ 212,687.32	\$ 260,605.57	\$ 270,814.65	\$ 280,417.09
Operations	\$ 529,380.02	\$ 474,486.02	\$ 511,789.55	\$ 550,196.50	\$ 638,824.03
Debt Payments	\$ -	\$ -	\$ -	\$ -	\$ -
Depreciation/Amortization	\$ 880.16	\$ 880.20	\$ 880.20	\$ 880.00	\$ 881.00
Fixed Asset Acquisition	\$ -	\$ -	\$ -	\$ -	\$ -
Transfers to Capital Projects and Other Funds	\$ 60,000.00	\$ 30,200.00	\$ -	\$ -	\$ 300,000.00
Other	\$ -	\$ -	\$ -	\$ -	\$ -
Expenditure Totals	\$ 763,845.87	\$ 718,253.54	\$ 773,275.32	\$ 821,891.15	\$ 1,220,122.12
Fund Total: Building Maintenance Fund	\$ (222,376.70)	\$ (129,885.43)	\$ (173,164.91)	\$ (107,213.15)	\$ (486,218.12)



Building Maintenance Fund

Budget Year 2022

Account	Account Description	2018 Actual Amount	2019 Actual Amount	2020 Actual Amount	2021 Amended Budget	2022 Budget
Fund 320 - Building Maintenance Fund						
<i>Salaries and Wages</i>						
5110.001	Regular Salaries/Wages	184,354.26	178,370.16	192,577.35	229,820.08	236,251.12
5110.002	Holidays	6,446.40	6,873.72	6,418.04	.00	.00
5110.003	Sick Leave	5,178.31	6,117.63	9,347.00	.00	.00
5110.004	Overtime	6,797.71	6,088.17	11,101.83	7,500.00	7,500.00
5110.010	Temp Wages	.00	.00	1,236.75	6,534.00	6,534.00
<i>Salaries and Wages Totals</i>		\$202,776.68	\$197,449.68	\$220,680.97	\$243,854.08	\$250,285.12
<i>Fringe Benefits</i>						
5120.001	Annual Leave	16,150.44	15,847.04	26,305.80	8,885.00	9,151.00
5120.002	SBS	12,905.44	13,446.65	14,303.15	15,493.03	15,903.71
5120.003	Medicare	3,052.68	3,180.69	3,383.26	3,664.71	3,761.81
5120.004	PERS	43,583.33	15,155.72	131,364.55	65,291.13	73,002.40
5120.005	Health Insurance	95,158.62	76,273.80	66,792.31	71,715.72	88,192.20
5120.006	Life Insurance	36.20	36.36	37.03	36.36	36.36
5120.007	Workmen's Compensation	10,097.46	10,258.10	11,533.98	11,632.12	7,604.52
5120.008	Unemployment	370.00	.00	.00	.00	.00
<i>Fringe Benefits Totals</i>		\$181,354.17	\$134,198.36	\$253,720.08	\$176,718.07	\$197,652.00
<i>Operating Expenses</i>						
5201.000	Training and Travel	3,336.82	.00	.00	4,100.00	4,100.00
5202.000	Uniforms	.00	473.88	317.32	400.00	400.00
5204.000	Telephone	480.00	480.00	499.95	1,384.00	600.00
5204.001	Cell Phone Stipend	600.00	1,500.00	900.00	900.00	900.00
5206.000	Supplies	27,875.87	43,644.73	43,060.97	52,030.00	55,030.00
5207.000	Repairs & Maintenance	8,225.53	9,766.74	10,256.19	23,030.00	27,000.00
5211.000	Data Processing Fees	12,756.00	13,284.96	13,391.04	13,522.00	14,166.00
5211.001	Information Technology Special Projects	.00	1,559.00	.00	.00	.00
5212.000	Contracted/Purchased Serv	135,616.16	183,374.52	125,897.90	197,840.00	261,872.00
5214.000	Interdepartment Services	104,774.04	76,943.40	80,443.09	79,608.00	75,159.00
5221.000	Transportation/Vehicles	19,301.03	24,203.15	20,578.05	20,511.00	20,913.00
5223.000	Tools & Small Equipment	4,900.27	20.99	1,172.88	3,664.00	4,664.00
5226.000	Advertising	108.80	.00	.00	.00	.00
5227.002	Rent-Equipment	566.75	.00	565.40	2,500.00	2,500.00
5290.000	Other Expenses	293.59	273.93	911.28	950.00	4,000.00
<i>Operating Expenses Totals</i>		\$318,834.86	\$355,525.30	\$297,994.07	\$400,439.00	\$471,304.00



Building Maintenance Fund


Budget Year 2022

Account	Account Description	2018 Actual Amount	2019 Actual Amount	2020 Actual Amount	2021 Amended Budget	2022 Budget
Fund 320 - Building Maintenance Fund						
<i>Amortization & Depreciation</i>						
6206.000	Depreciation-Machinery	880.16	880.20	880.20	880.00	881.00
<i>Amortization & Depreciation Totals</i>		\$880.16	\$880.20	\$880.20	\$880.00	\$881.00
<i>Cash Basis Expenditures</i>						
7200.000	Interfund Transfers Out	60,000.00	30,200.00	.00	.00	300,000.00
<i>Cash Basis Expenditures Totals</i>		\$60,000.00	\$30,200.00	\$0.00	\$0.00	\$300,000.00
Fund 320 - Building Maintenance Fund Totals		\$763,845.87	\$718,253.54	\$773,275.32	\$821,891.15	\$1,220,122.12
Net Grand Totals		\$763,845.87	\$718,253.54	\$773,275.32	\$821,891.15	\$1,220,122.12

Building Maintenance Fund
Pro Forma Financial Projection

FY2020, FY2021 (approved) FY2021 (projected), FY2022 Proposed

<u>Operations</u>	FY2020	FY2021 (approved)	FY2021 (projected)	FY2022 (proposed appropriations)
Revenue	515,842	623,598	623,598	648,527
Cost of operations	(617,050)	(729,383)	(619,976)	(842,575)
Gross margin	(101,208)	(105,785)	3,622	(194,048)
Administrative expenses	(74,819)	(79,608)	(79,608)	(77,547)
Interest expense	-	-	-	-
Other income	74,302	91,080	76,080	85,377
Net operating income	(101,725)	(94,313)	94	(186,218)
Depreciation	878	880	880	881
Debt principal repayment	-	-	-	-
Transfers in/(out) /purchase of fixed assets	-	-	-	(300,000)
Operating cash flow	(100,847)	(93,433)	974	(485,337)
<u>Working Capital</u>				
Working capital, beginning	1,362,367	1,299,927	1,299,927	1,300,901
Working capital, ending	1,299,927	1,206,494	1,300,901	815,564
Designated for capital expenditures	-	-	-	-
Designated for subsequent year debt principal payment	-	-	-	-
Undesignated working capital, ending	1,299,927	1,206,494	1,300,901	815,564



City and Borough of Sitka

SPECIAL REVENUE FUNDS

FISCAL YEAR 2022

Operating Budget

City and Borough of Sitka, AK

PET ADOPTION - SUMMARY BY EXPENDITURE TYPE
Fund 113

	2018 Actual Amount	2019 Actual Amount	2020 Actual Amount	2021 Amended Budget	2022 Budget
Revenue					
Services	\$ -	\$ -	\$ -	\$ -	\$ -
Other Operating Revenue	\$ -	\$ -	\$ -	\$ -	\$ -
Uses of Property & Investments	\$ 924.61	\$ 1,196.00	\$ 1,399.07	\$ 1,000.00	\$ 1,000.00
Interfund Billings	\$ -	\$ -	\$ -	\$ -	\$ -
Miscellaneous Revenue	\$ -	\$ 14,611.48	\$ 17,612.41	\$ 1,000.00	\$ 3,750.00
Cash Basis Receipts	\$ 5,269.06	\$ -	\$ -	\$ -	\$ -
Revenue Totals	\$ 6,193.67	\$ 15,807.48	\$ 19,011.48	\$ 2,000.00	\$ 4,750.00
Expenditures					
Salaries and Wages	\$ -	\$ -	\$ -	\$ -	\$ -
Fringe Benefits	\$ -	\$ -	\$ -	\$ -	\$ -
Operating Expenses	\$ -	\$ 4,132.07	\$ 5,283.67	\$ 10,000.00	\$ 15,000.00
Cash Basis Expenditures	\$ -	\$ -	\$ -	\$ -	\$ -
Expenditure Totals	\$ -	\$ 4,132.07	\$ 5,283.67	\$ 10,000.00	\$ 15,000.00
Fund Total: Pet Adoption Fund	\$ 6,193.67	\$ 11,675.41	\$ 13,727.81	\$ (8,000.00)	\$ (10,250.00)

City and Borough of Sitka, AK

SITKA FORFEITURE FUND - SUMMARY BY EXPENDITURE TYPE
Fund 151

	2018 Actual Amount	2019 Actual Amount	2020 Actual Amount	2021 Amended Budget	2022 Budget
Revenue					
State Revenue	\$ -	\$ -	\$ -	\$ -	\$ -
Federal Revenue	\$ -	\$ -	\$ -	\$ -	\$ -
Services	\$ -	\$ -	\$ -	\$ -	\$ -
Other Operating Revenue	\$ -	\$ -	\$ -	\$ -	\$ -
Uses of Property & Investments	\$ -	\$ -	\$ -	\$ -	\$ -
Interfund Billings	\$ -	\$ -	\$ -	\$ -	\$ -
Miscellaneous Revenue	\$ -	\$ -	\$ -	\$ 1,000.00	\$ 1,000.00
Cash Basis Receipts	\$ -	\$ -	\$ -	\$ -	\$ -
Revenue Totals	\$ -	\$ -	\$ -	\$ 1,000.00	\$ 1,000.00
Expenditures					
Salaries and Wages	\$ -	\$ -	\$ -	\$ -	\$ -
Fringe Benefits	\$ -	\$ -	\$ -	\$ -	\$ -
Operating Expenses	\$ -	\$ -	\$ -	\$ 1,000.00	\$ 50,000.00
Cash Basis Expenditures	\$ -	\$ -	\$ -	\$ -	\$ -
Expenditure Totals	\$ -	\$ -	\$ -	\$ 1,000.00	\$ 50,000.00
Fund Total: Sitka Forfeiture Fund	\$ -	\$ -	\$ -	\$ -	\$ (49,000.00)

City and Borough of Sitka, AK

LIBRARY BUILDING FUND - SUMMARY BY EXPENDITURE TYPE
Fund 165

	2018 Actual Amount	2019 Actual Amount	2020 Actual Amount	2021 Amended Budget	2022 Budget
Revenue					
State Revenue	\$ -	\$ -	\$ -	\$ -	\$ -
Federal Revenue	\$ -	\$ -	\$ -	\$ -	\$ -
Services	\$ -	\$ -	\$ -	\$ -	\$ -
Other Operating Revenue	\$ -	\$ -	\$ -	\$ -	\$ -
Uses of Property & Investments	\$ 60.08	\$ 766.93	\$ 768.79	\$ 1,000.00	\$ 500.00
Interfund Billings	\$ -	\$ -	\$ -	\$ -	\$ -
Miscellaneous Revenue	\$ -	\$ -	\$ -	\$ -	\$ -
Cash Basis Receipts	\$ -	\$ -	\$ -	\$ -	\$ -
Revenue Totals	\$ 60.08	\$ 766.93	\$ 768.79	\$ 1,000.00	\$ 500.00
Expenditures					
Salaries and Wages	\$ -	\$ -	\$ -	\$ -	\$ -
Fringe Benefits	\$ -	\$ -	\$ -	\$ -	\$ -
Operating Expenses	\$ -	\$ -	\$ -	\$ 1,000.00	\$ 1,000.00
Cash Basis Expenditures	\$ -	\$ -	\$ -	\$ -	\$ -
Expenditure Totals	\$ -	\$ -	\$ -	\$ 1,000.00	\$ 1,000.00
Fund Total: Library Building Fund	\$ 60.08	\$ 766.93	\$ 768.79	\$ -	\$ (500.00)

City and Borough of Sitka, AK

SOUTHEAST ALASKA ECONOMIC DEVELOPMENT FUND - SUMMARY BY EXPENDITURE TYPE
Fund 171

	2018 Actual Amount	2019 Actual Amount	2020 Actual Amount	2021 Amended Budget	2022 Budget
Revenue					
State Revenue	\$ -	\$ -	\$ -	\$ -	\$ -
Federal Revenue	\$ -	\$ -	\$ -	\$ -	\$ -
Services	\$ -	\$ -	\$ -	\$ -	\$ -
Other Operating Revenue	\$ -	\$ -	\$ -	\$ -	\$ -
Uses of Property & Investments	\$ 90,639.21	\$ 103,753.91	\$ 64,779.22	\$ 50,000.00	\$ 50,000.00
Interfund Billings	\$ -	\$ -	\$ -	\$ -	\$ -
Miscellaneous Revenue	\$ -	\$ -	\$ 52,400.00	\$ -	\$ -
Cash Basis Receipts	\$ -	\$ -	\$ -	\$ -	\$ -
Revenue Totals	\$ 90,639.21	\$ 103,753.91	\$ 117,179.22	\$ 50,000.00	\$ 50,000.00
Expenditures					
Salaries and Wages	\$ -	\$ -	\$ -	\$ -	\$ -
Fringe Benefits	\$ -	\$ -	\$ -	\$ -	\$ -
Operating Expenses	\$ -	\$ -	\$ -	\$ -	\$ -
Cash Basis Expenditures	\$ 39,703.39	\$ 50,380.44	\$ 40,003.32	\$ 150,000.00	\$ 50,000.00
Expenditure Totals	\$ 39,703.39	\$ 50,380.44	\$ 40,003.32	\$ 150,000.00	\$ 50,000.00
Fund Total: SEDA Fund	\$ 50,935.82	\$ 53,373.47	\$ 77,175.90	\$ (100,000.00)	\$ -

City and Borough of Sitka, AK

GPIP CONTINGENCY FUND - SUMMARY BY EXPENDITURE TYPE
Fund 173

	2018 Actual Amount	2019 Actual Amount	2020 Actual Amount	2021 Amended Budget	2022 Budget
Revenue					
State Revenue	\$ -	\$ -	\$ -	\$ -	\$ -
Federal Revenue	\$ -	\$ -	\$ -	\$ -	\$ -
Services	\$ -	\$ -	\$ -	\$ -	\$ -
Other Operating Revenue	\$ -	\$ -	\$ -	\$ -	\$ -
Uses of Property & Investments	\$ 11,574.30	\$ 13,700.81	\$ 11,811.79	\$ 11,000.00	\$ 11,000.00
Interfund Billings	\$ -	\$ -	\$ -	\$ -	\$ -
Miscellaneous Revenue	\$ -	\$ -	\$ -	\$ -	\$ -
Cash Basis Receipts	\$ 28,923.96	\$ -	\$ -	\$ -	\$ -
Revenue Totals	\$ 40,498.26	\$ 13,700.81	\$ 11,811.79	\$ 11,000.00	\$ 11,000.00
Expenditures					
Salaries and Wages	\$ -	\$ -	\$ -	\$ -	\$ -
Fringe Benefits	\$ -	\$ -	\$ -	\$ -	\$ -
Operating Expenses	\$ -	\$ -	\$ -	\$ -	\$ -
Cash Basis Expenditures	\$ 11,574.30	\$ 13,700.81	\$ 11,811.79	\$ 11,000.00	\$ 281,000.00
Expenditure Totals	\$ 11,574.30	\$ 13,700.81	\$ 11,811.79	\$ 11,000.00	\$ 281,000.00
Fund Total: GPIP Contingency Fund	\$ 28,923.96	\$ -	\$ -	\$ -	\$ (270,000.00)

City and Borough of Sitka, AK

SITKA COMMUNITY HOSPITAL DEDICATED FUND - SUMMARY BY EXPENDITURE TYPE
Fund 190

	2018 Actual Amount	2019 Actual Amount	2020 Actual Amount	2021 Amended Budget	2022 Budget
Revenue					
Tobacco Tax	\$ 850,876.74	\$ 835,730.47	\$ 806,706.38	\$ 831,500.00	\$ 833,000.00
Federal Revenue	\$ -	\$ -	\$ -	\$ -	\$ -
Services	\$ -	\$ -	\$ -	\$ -	\$ -
Other Operating Revenue	\$ 1,010.00	\$ 800.00	\$ 800.00	\$ -	\$ -
Uses of Property & Investments	\$ -	\$ -	\$ 1,352,259.28	\$ 155,000.00	\$ 715,000.00
Interfund Billings	\$ -	\$ -	\$ -	\$ -	\$ -
Miscellaneous Revenue	\$ -	\$ -	\$ 245,848.97	\$ 560,000.00	\$ -
Cash Basis Receipts	\$ -	\$ -	\$ -	\$ -	\$ -
Revenue Totals	\$ 851,886.74	\$ 836,530.47	\$ 2,405,614.63	\$ 1,546,500.00	\$ 1,548,000.00
Expenditures					
Salaries and Wages	\$ -	\$ -	\$ 1,169,437.46	\$ -	\$ -
Fringe Benefits	\$ -	\$ -	\$ 884,804.41	\$ -	\$ -
Operating Expenses	\$ 855,679.57	\$ 848,162.94	\$ -	\$ 1,501,922.00	\$ 1,451,319.00
Cash Basis Expenditures	\$ -	\$ -	\$ -	\$ -	\$ -
Expenditure Totals	\$ 855,679.57	\$ 848,162.94	\$ 2,054,241.87	\$ 1,501,922.00	\$ 1,451,319.00
Fund Total: SCH Dedicated Fund	\$ (3,792.83)	\$ (11,632.47)	\$ 351,372.76	\$ 44,578.00	\$ 96,681.00

City and Borough of Sitka, AK

STUDENT ACTIVITIES TRAVEL FUND - SUMMARY BY EXPENDITURE TYPE
Fund 191

	2018 Actual Amount	2019 Actual Amount	2020 Actual Amount	2021 Amended Budget	2022 Budget
Revenue					
Licenses & Permits	\$ 2,200.00	\$ 2,400.00	\$ 3,000.00	\$ 2,500.00	\$ 2,500.00
Uses of Property & Investments	\$ 54.41	\$ 143.71	\$ 175.73	\$ 200.00	\$ 200.00
Miscellaneous Revenue	\$ -	\$ -	\$ -	\$ -	\$ -
Cash Basis Receipts	\$ -	\$ -	\$ -	\$ -	\$ -
Revenue Totals	\$ 2,254.41	\$ 2,543.71	\$ 3,175.73	\$ 2,700.00	\$ 2,700.00
Expenditures					
Operating Expenses	\$ -	\$ -	\$ -	\$ 2,500.00	\$ 10,500.00
Cash Basis Expenditures	\$ -	\$ -	\$ -	\$ -	\$ -
Expenditure Totals	\$ -	\$ -	\$ -	\$ 2,500.00	\$ 10,500.00
Fund Total: Student Activities Travel Fund	\$ 2,254.41	\$ 2,543.71	\$ 3,175.73	\$ 200.00	\$ (7,800.00)

City and Borough of Sitka, AK

FISHERIES ENHANCEMENT FUND - SUMMARY BY EXPENDITURE TYPE
Fund 192

	2018 Actual Amount	2019 Actual Amount	2020 Actual Amount	2021 Amended Budget	2022 Budget
Revenue					
State Revenue	\$ -	\$ -	\$ -	\$ -	\$ -
Federal Revenue	\$ -	\$ -	\$ -	\$ -	\$ -
Services	\$ -	\$ -	\$ -	\$ -	\$ -
Other Operating Revenue	\$ -	\$ -	\$ -	\$ -	\$ -
Uses of Property & Investments	\$ (28.40)	\$ (105.82)	\$ 133.39	\$ -	\$ -
Interfund Billings	\$ -	\$ -	\$ -	\$ -	\$ -
Miscellaneous Revenue	\$ -	\$ -	\$ -	\$ -	\$ -
Cash Basis Receipts	\$ 42,021.00	\$ 37,227.00	\$ 38,182.00	\$ 37,500.00	\$ 30,600.00
Revenue Totals	\$ 41,992.60	\$ 37,121.18	\$ 38,315.39	\$ 37,500.00	\$ 30,600.00
Expenditures					
Salaries and Wages	\$ -	\$ -	\$ -	\$ -	\$ -
Fringe Benefits	\$ -	\$ -	\$ -	\$ -	\$ -
Operating Expenses	\$ 42,000.00	\$ 36,008.25	\$ 38,416.25	\$ 37,500.00	\$ 30,600.00
Cash Basis Expenditures	\$ -	\$ -	\$ -	\$ -	\$ -
Expenditure Totals	\$ 42,000.00	\$ 36,008.25	\$ 38,416.25	\$ 37,500.00	\$ 30,600.00
Fund Total: Fisheries Enhancement Fund	\$ (7.40)	\$ 1,112.93	\$ (100.86)	\$ -	\$ -

City and Borough of Sitka, AK

UTILITY SUBSIDIZATION FUND - SUMMARY BY EXPENDITURE TYPE
Fund 193

	2018 Actual Amount	2019 Actual Amount	2020 Actual Amount	2021 Amended Budget	2022 Budget
Revenue					
Other Operating Revenue	\$ -	\$ -	\$ -	\$ -	\$ -
Uses of Property & Investments	\$ 1,725.23	\$ 7,104.86	\$ 3,335.36	\$ -	\$ -
Interfund Billings	\$ -	\$ -	\$ -	\$ -	\$ -
Miscellaneous Revenue	\$ -	\$ -	\$ -	\$ -	\$ -
Cash Basis Receipts	\$ 400,000.00	\$ -	\$ -	\$ 30,000.00	\$ 39,000.00
Revenue Totals	\$ 401,725.23	\$ 7,104.86	\$ 3,335.36	\$ 30,000.00	\$ 39,000.00
Expenditures					
Operating Expenses	\$ -	\$ -	\$ -	\$ -	\$ -
Cash Basis Expenditures	\$ -	\$ 39,427.86	\$ 270,769.31	\$ 79,560.00	\$ 72,000.00
Expenditure Totals	\$ -	\$ 39,427.86	\$ 270,769.31	\$ 79,560.00	\$ 72,000.00
Fund Total: Utility Subsidization Fund	\$ 401,725.23	\$ (32,323.00)	\$ (267,433.95)	\$ (49,560.00)	\$ (33,000.00)

City and Borough of Sitka, AK

COMMERCIAL PASSENGER VESSEL EXCISE TAX FUND - SUMMARY BY EXPENDITURE TYPE
Fund 194

	2018 Actual Amount	2019 Actual Amount	2020 Actual Amount	2021 Amended Budget	2022 Budget
Revenue					
State Revenue	\$ 405,115.00	\$ 396,800.00	\$ 615,545.00	\$ 445,000.00	\$ -
Federal Revenue	\$ -	\$ -	\$ -	\$ -	\$ -
Services	\$ -	\$ -	\$ -	\$ -	\$ -
Other Operating Revenue	\$ -	\$ -	\$ -	\$ -	\$ -
Uses of Property & Investments	\$ 9,185.31	\$ 13,825.53	\$ 9,766.78	\$ 12,000.00	\$ 12,000.00
Interfund Billings	\$ -	\$ -	\$ -	\$ -	\$ -
Miscellaneous Revenue	\$ -	\$ -	\$ -	\$ -	\$ -
Cash Basis Receipts	\$ -	\$ 14,174.63	\$ -	\$ -	\$ -
Revenue Totals	\$ 414,300.31	\$ 424,800.16	\$ 625,311.78	\$ 457,000.00	\$ 12,000.00
Expenditures					
Salaries and Wages	\$ -	\$ -	\$ -	\$ -	\$ -
Fringe Benefits	\$ -	\$ -	\$ -	\$ -	\$ -
Operating Expenses	\$ 201,950.00	\$ 150,000.00	\$ 90,000.00	\$ 250,000.00	\$ 125,000.00
Cash Basis Expenditures	\$ 15,170.00	\$ 325,492.67	\$ 13,789.16	\$ 115,000.00	\$ 15,000.00
Expenditure Totals	\$ 217,120.00	\$ 475,492.67	\$ 103,789.16	\$ 365,000.00	\$ 140,000.00
Fund Total: CPET Fund	\$ 197,180.31	\$ (50,692.51)	\$ 521,522.62	\$ 92,000.00	\$ (128,000.00)

City and Borough of Sitka, AK

VISITOR ENHANCEMENT FUND - SUMMARY BY EXPENDITURE TYPE
Fund 195

	2018 Actual Amount	2019 Actual Amount	2020 Actual Amount	2021 Amended Budget	2022 Budget
Revenue					
Bed Tax	\$ 543,697.39	\$ 553,910.71	\$ 403,100.58	\$ 580,000.00	\$ 486,000.00
Uses of Property & Investments	\$ (2,822.00)	\$ 3,137.00	\$ 941.94	\$ -	\$ -
Miscellaneous Revenue	\$ -	\$ -	\$ -	\$ -	\$ -
Cash Basis Receipts	\$ -	\$ -	\$ -	\$ -	\$ -
Revenue Totals	\$ 540,875.39	\$ 557,047.71	\$ 404,042.52	\$ 580,000.00	\$ 486,000.00
Expenditures					
Operating Expenses	\$ 440,529.44	\$ 450,541.88	\$ 527,873.73	\$ 540,125.00	\$ 464,489.00
Cash Basis Expenditures	\$ 50,000.00	\$ 200,000.00	\$ 80,000.00	\$ -	\$ -
Expenditure Totals	\$ 490,529.44	\$ 650,541.88	\$ 607,873.73	\$ 540,125.00	\$ 464,489.00
Fund Total: Visitor Enhancement Fund	\$ 50,345.95	\$ (93,494.17)	\$ (203,831.21)	\$ 39,875.00	\$ 21,511.00

City and Borough of Sitka, AK

REVOLVING FUND - SUMMARY BY EXPENDITURE TYPE
Fund 410

	2018 Actual Amount	2019 Actual Amount	2020 Actual Amount	2021 Amended Budget	2022 Budget
Revenue					
State Revenue	\$ -	\$ -	\$ -	\$ -	\$ -
Federal Revenue	\$ -	\$ -	\$ -	\$ -	\$ -
Services	\$ -	\$ -	\$ -	\$ -	\$ -
Other Operating Revenue	\$ -	\$ -	\$ -	\$ -	\$ -
Uses of Property & Investments	\$ 22,983.90	\$ 25,711.73	\$ 24,609.74	\$ 24,000.00	\$ 24,000.00
Interfund Billings	\$ -	\$ -	\$ -	\$ -	\$ -
Miscellaneous Revenue	\$ -	\$ -	\$ 2,708.38	\$ -	\$ -
Cash Basis Receipts	\$ 5,862.55	\$ 5,130.20	\$ 5,786.62	\$ -	\$ -
Revenue Totals	\$ 28,846.45	\$ 30,841.93	\$ 33,104.74	\$ 24,000.00	\$ 24,000.00
Expenditures					
Salaries and Wages	\$ -	\$ -	\$ -	\$ -	\$ -
Fringe Benefits	\$ -	\$ -	\$ -	\$ -	\$ -
Operating Expenses	\$ 505.04	\$ 214.35	\$ 32.71	\$ 500.00	\$ 300.00
Cash Basis Expenditures	\$ 21,840.96	\$ 24,919.04	\$ 21,523.19	\$ 24,000.00	\$ 18,000.00
Expenditure Totals	\$ 22,346.00	\$ 25,133.39	\$ 21,555.90	\$ 24,500.00	\$ 18,300.00
Fund Total: Revolving Fund	\$ 6,500.45	\$ 5,708.54	\$ 11,548.84	\$ (500.00)	\$ 5,700.00

City and Borough of Sitka, AK

GUARANTY FUND - SUMMARY BY EXPENDITURE TYPE
Fund 420

	2018 Actual Amount	2019 Actual Amount	2020 Actual Amount	2021 Amended Budget	2022 Budget
Revenue					
State Revenue	\$ -	\$ -	\$ -	\$ -	\$ -
Federal Revenue	\$ -	\$ -	\$ -	\$ -	\$ -
Services	\$ -	\$ -	\$ -	\$ -	\$ -
Other Operating Revenue	\$ -	\$ -	\$ -	\$ -	\$ -
Uses of Property & Investments	\$ 5,408.67	\$ 6,138.57	\$ 5,262.60	\$ 6,000.00	\$ 6,000.00
Interfund Billings	\$ -	\$ -	\$ -	\$ -	\$ -
Miscellaneous Revenue	\$ -	\$ -	\$ -	\$ -	\$ -
Cash Basis Receipts	\$ -	\$ -	\$ -	\$ -	\$ -
Revenue Totals	\$ 5,408.67	\$ 6,138.57	\$ 5,262.60	\$ 6,000.00	\$ 6,000.00
Expenditures					
Salaries and Wages	\$ -	\$ -	\$ -	\$ -	\$ -
Fringe Benefits	\$ -	\$ -	\$ -	\$ -	\$ -
Operating Expenses	\$ -	\$ -	\$ -	\$ -	\$ -
Cash Basis Expenditures	\$ 5,408.67	\$ 6,138.57	\$ 5,262.60	\$ 6,000.00	\$ 6,000.00
Expenditure Totals	\$ 5,408.67	\$ 6,138.57	\$ 5,262.60	\$ 6,000.00	\$ 6,000.00
Fund Total: Guaranty Fund	\$ -	\$ -	\$ -	\$ -	\$ -

City and Borough of Sitka, AK

CEMETERY FUND - SUMMARY BY EXPENDITURE TYPE
Fund 430

	2018 Actual Amount	2019 Actual Amount	2020 Actual Amount	2021 Amended Budget	2022 Budget
Revenue					
State Revenue	\$ -	\$ -	\$ -	\$ -	\$ -
Federal Revenue	\$ -	\$ -	\$ -	\$ -	\$ -
Services	\$ -	\$ -	\$ -	\$ -	\$ -
Other Operating Revenue	\$ -	\$ -	\$ -	\$ -	\$ -
Uses of Property & Investments	\$ 1,979.45	\$ 2,247.61	\$ 1,927.37	\$ 2,000.00	\$ 2,000.00
Interfund Billings	\$ -	\$ -	\$ -	\$ -	\$ -
Miscellaneous Revenue	\$ -	\$ -	\$ -	\$ -	\$ -
Cash Basis Receipts	\$ -	\$ -	\$ -	\$ -	\$ -
Revenue Totals	\$ 1,979.45	\$ 2,247.61	\$ 1,927.37	\$ 2,000.00	\$ 2,000.00
Expenditures					
Salaries and Wages	\$ -	\$ -	\$ -	\$ -	\$ -
Fringe Benefits	\$ -	\$ -	\$ -	\$ -	\$ -
Operating Expenses	\$ 2,078.48	\$ 1,979.45	\$ 2,247.61	\$ 2,000.00	\$ 2,000.00
Cash Basis Expenditures	\$ -	\$ -	\$ -	\$ -	\$ -
Expenditure Totals	\$ 2,078.48	\$ 1,979.45	\$ 2,247.61	\$ 2,000.00	\$ 2,000.00
Fund Total: Cemetery Fund	\$ (99.03)	\$ 268.16	\$ (320.24)	\$ -	\$ -

City and Borough of Sitka, AK

ROWE TRUST FUND - SUMMARY BY EXPENDITURE TYPE
Fund 440

	2018 Actual Amount	2019 Actual Amount	2020 Actual Amount	2021 Amended Budget	2022 Budget
Revenue					
State Revenue	\$ -	\$ -	\$ -	\$ -	\$ -
Federal Revenue	\$ -	\$ -	\$ -	\$ -	\$ -
Services	\$ -	\$ -	\$ -	\$ -	\$ -
Other Operating Revenue	\$ -	\$ -	\$ -	\$ -	\$ -
Uses of Property & Investments	\$ 4,096.58	\$ 4,746.27	\$ 4,154.40	\$ 4,500.00	\$ 4,500.00
Interfund Billings	\$ -	\$ -	\$ -	\$ -	\$ -
Miscellaneous Revenue	\$ -	\$ -	\$ -	\$ -	\$ -
Cash Basis Receipts	\$ -	\$ -	\$ -	\$ -	\$ -
Revenue Totals	\$ 4,096.58	\$ 4,746.27	\$ 4,154.40	\$ 4,500.00	\$ 4,500.00
Expenditures					
Salaries and Wages	\$ -	\$ -	\$ -	\$ -	\$ -
Fringe Benefits	\$ -	\$ -	\$ -	\$ -	\$ -
Operating Expenses	\$ -	\$ -	\$ -	\$ 4,500.00	\$ 4,500.00
Cash Basis Expenditures	\$ -	\$ -	\$ -	\$ -	\$ -
Expenditure Totals	\$ -	\$ -	\$ -	\$ 4,500.00	\$ 4,500.00
Fund Total: Rowe Trust Fund	\$ 4,096.58	\$ 4,746.27	\$ 4,154.40	\$ -	\$ -

City and Borough of Sitka, AK

LIBRARY ENDOWMENT FUND - SUMMARY BY EXPENDITURE TYPE
Fund 500

	2018 Actual Amount	2019 Actual Amount	2020 Actual Amount	2021 Amended Budget	2022 Budget
Revenue					
State Revenue	\$0.00	\$0.00	\$0.00	\$0.00	\$0.00
Federal Revenue	\$0.00	\$0.00	\$0.00	\$0.00	\$0.00
Services	\$0.00	\$0.00	\$0.00	\$0.00	\$0.00
Other Operating Revenue	\$0.00	\$0.00	\$0.00	\$0.00	\$0.00
Uses of Property & Investments	\$4,720.21	\$5,517.96	\$4,855.83	\$5,000.00	\$3,000.00
Interfund Billings	\$0.00	\$0.00	\$0.00	\$0.00	\$0.00
Miscellaneous Revenue	\$2,050.70	\$4,087.07	\$3,012.40	\$1,000.00	\$1,000.00
Cash Basis Receipts	\$0.00	\$0.00	\$0.00	\$0.00	\$0.00
Revenue Totals	\$6,770.91	\$9,605.03	\$7,868.23	\$6,000.00	\$4,000.00
Expenditures					
Operating Expenses	\$0.00	\$2,015.51	\$874.43	\$5,000.00	\$0.00
Cash Basis Expenditures	\$0.00	\$0.00	\$0.00	\$0.00	\$35,000.00
Expenditure Totals	\$0.00	\$2,015.51	\$874.43	\$5,000.00	\$35,000.00
Fund Total: Library Endowment Fund	\$6,770.91	\$7,589.52	\$6,993.80	\$1,000.00	-\$31,000.00

City and Borough of Sitka, AK

BULK WATER FUND - SUMMARY BY EXPENDITURE TYPE
Fund 540

	2018 Actual Amount	2019 Actual Amount	2020 Actual Amount	2021 Amended Budget	2022 Budget
Revenue					
Other Operating Revenue	\$ 5,400.00	\$ 1,200.00	\$ 1,200.00	\$ -	\$ -
Uses of Property & Investments	\$ 4,187.02	\$ 36,653.22	\$ 35,732.87	\$ 18,000.00	\$ 11,500.00
Interfund Billings	\$ -	\$ -	\$ -	\$ -	\$ -
Miscellaneous Revenue	\$ -	\$ -	\$ -	\$ -	\$ -
Cash Basis Receipts	\$ -	\$ -	\$ -	\$ -	\$ -
Revenue Totals	\$ 9,587.02	\$ 37,853.22	\$ 36,932.87	\$ 18,000.00	\$ 11,500.00
Expenditures					
Operating Expenses	\$ -	\$ -	\$ -	\$ -	\$ -
Cash Basis Expenditures	\$ 106,300.00	\$ -	\$ 30,000.00	\$ 104,000.00	\$ 30,000.00
Expenditure Totals	\$ 106,300.00	\$ -	\$ 30,000.00	\$ 104,000.00	\$ 30,000.00
Fund Total: Bulk Water Fund	\$ (96,712.98)	\$ 37,853.22	\$ 6,932.87	\$ (86,000.00)	\$ (18,500.00)

City and Borough of Sitka, AK

SEASONAL SALES TAX/SCHOOL BOND DEBT SERVICE FUND - SUMMARY BY EXPENDITURE TYPE
Fund 651

	2018 Actual Amount	2019 Actual Amount	2020 Actual Amount	2021 Amended Budget	2022 Budget
Revenue					
State Revenue	\$2,473,846.00	\$2,458,721.00	\$908,918.00	\$839,139.00	\$816,719.00
Federal Revenue	\$0.00	\$0.00	\$0.00	\$0.00	\$0.00
Services	\$0.00	\$0.00	\$0.00	\$0.00	\$0.00
Other Operating Revenue	\$0.00	\$0.00	\$0.00	\$0.00	\$0.00
Uses of Property & Investments	\$13,219.30	\$16,748.18	\$19,967.49	\$0.00	\$0.00
Interfund Billings	\$0.00	\$0.00	\$0.00	\$0.00	\$0.00
Miscellaneous Revenue	\$0.00	\$0.00	\$0.00	\$0.00	\$0.00
Cash Basis Receipts	\$1,316,563.25	\$1,490,482.24	\$1,279,834.18	\$1,338,166.00	\$1,250,000.00
Revenue Totals	\$3,803,628.55	\$3,965,951.42	\$2,208,719.67	\$2,177,305.00	\$2,066,719.00
Expenditures					
Salaries and Wages	\$0.00	\$0.00	\$0.00	\$0.00	\$0.00
Fringe Benefits	\$0.00	\$0.00	\$0.00	\$0.00	\$0.00
Operating Expenses	\$871,758.76	\$750,440.00	\$641,115.00	\$547,540.00	\$462,115.00
Other Financing Sources	\$0.00	\$0.00	\$0.00	\$0.00	\$0.00
Other Financing Uses	\$0.00	\$0.00	\$0.00	\$0.00	\$0.00
Cash Basis Expenditures	\$2,780,000.00	\$2,880,000.00	\$2,155,000.00	\$1,850,000.00	\$1,940,000.00
Expenditure Totals	\$3,651,758.76	\$3,630,440.00	\$2,796,115.00	\$2,397,540.00	\$2,402,115.00
Fund Total: Seasonal Sales Tax Fund	<u>\$151,869.79</u>	<u>\$335,511.42</u>	<u>-\$587,395.33</u>	<u>-\$220,235.00</u>	<u>-\$335,396.00</u>

City and Borough of Sitka, AK

PERMANENT FUND - SUMMARY BY EXPENDITURE TYPE
Fund 400

	2018 Actual Amount	2019 Actual Amount	2020 Actual Amount	2021 Amended Budget	2022 Budget
Revenue					
State Revenue	-	-	-	-	-
Federal Revenue	-	-	-	-	-
Services	-	-	-	-	-
Other Operating Revenue	-	-	-	-	-
Uses of Property & Investments	550,766	532,921	1,332,134	500,000	372,000
Interfund Billings	-	-	-	-	-
Miscellaneous Revenue	-	-	-	-	-
Cash Basis Receipts	57,329	118,925	180,941	242,743	-
Revenue Totals	608,095	651,846	1,513,075	742,743	372,000
Expenditures					
Salaries and Wages	-	-	-	-	-
Fringe Benefits	-	-	-	-	-
Operating Expenses	49,788	48,817	48,556	50,000	52,800
Cash Basis Expenditures	1,375,900	1,427,097	1,447,500	1,456,459	1,145,554
Expenditure Totals	1,425,688	1,475,914	1,496,056	1,506,459	1,198,354
Fund Total: Permanent Fund	(817,593)	(824,068)	17,019	(763,716)	(826,354)

**City and Borough of Sitka
FY22 Consolidated Operating Budget**

**Summary of Significant Accounting
and Budget Policies**

Significant Accounting Policies

Accounting for the financial activities of the City and Borough of Sitka is performed in accordance with Governmental Accounting and Financial Reporting Standards, as promulgated by the Governmental Accounting Standards Board (GASB), and applicable Federal and State of Alaska guidelines.

Specific accounting policies having an impact on this budget include the following:

Depreciation - Depreciation is recorded on the straight line basis for all fixed assets and useful lives used to calculate depreciation expense conform, as much as possible, to industry standards.

Inventories - Inventories of maintenance supplies and materials are accounted for under the periodic method on a first in - first out (FIFO) basis. Inventories of maintenance supplies and materials re expensed when consumed.

Bad Debt Expense - Bad debt expense is accounted for under the direct write off method.

Investments in Debt Securities - All investments in debt securities are considered to be held until maturity and are carried at historical cost. Investments are marked to market on a monthly basis separate from the accounting system and market value is reported to management monthly. Premiums and discounts on the purchase of debt securities are amortized on the effective interest methods.

Compensated Employee Absences - Compensated employee absences (annual leave) is expensed as accrued.

Grants - Grants from Federal Government Agencies are accounted for as revenue to the appropriate fund (normally a Capital Project Fund).

Capital Project Funds - All capital construction projects in excess of \$50,000 are normally accounted for in separate Capital Project Funds. Due to increased control initiated in FY97 some projects less than \$50,000 will be accounted for in Capital Projects Funds. For proprietary funds, capital construction is accounted for in separate capital project funds for internal management purposes only; and the end of the fiscal year, all proprietary fund capital projects are closed back to the parent fund through adjusting journal entries. Uncompleted projects are shown as construction in progress and grant revenue for capital construction is accounted for as grant revenue.

Fixed Assets - For accounting purposes the minimum level for fixed assets is set at \$5,000 and for infrastructure is set at \$10,000.

City and Borough of Sitka FY22 Consolidated Operating Budget

Summary of Significant Accounting And Budgeting Policies (cont.)

Significant Budgeting Polices

Specific budgeting policies having an impact on this budget include the following:

Budgeting Basis - Budgeting is on a cash inflow / cash outlay basis. As the financial operations of proprietary funds are required to be accounted for under the accrual accounting basis, budgeting in these funds is for outlays (expenditures), not for expenses. So that the user may relate expenditure authority to its effect on the financial condition of such funds, pro forma financial statements showing the estimated financial effect of the authorized spending are also provided. Accrual accounting information is, where necessary, adjusted to a cash basis in order to provide management with consistent budget execution information.

Operating and Capital Budgets - Authorized expenditures for all funds are divided into separate and distinct capital and operating budgets. Capital budgets include authorized expenditures for acquisitions of fixed assets, minor construction projects, acquisitions of and improvements to land, and direct transfers of equity to capital project funds and other funds (in particular, internal service funds). All other authorized expenditures are contained within operating budgets.

Lapsing of Appropriations and Reappropriations of Capital Expenditures - All unencumbered operating budget appropriations lapse at the end of the fiscal year (June 30th). Capital expenditures do not lapse; however, for internal management purposes, capital appropriations are also assumed to lapse at the end of the fiscal year. Capital expenditures which carry forward to future years are reappropriated and are clearly shown as such in the budget. Amounts shown are estimates only. Actual remaining appropriations are reappropriated.

Revenues - For budgeting purposes, revenues for proprietary funds are assumed to be received in cash although, under accrual accounting rules, some revenues are recorded prior to the actual receipt of cash. These revenues include interest receivable, amortization's of discounts on investment securities, and utility fees billed but not yet received. The effect of these non-cash revenues is not considered to be significant enough to be material.

Internal Budget Redistributions - The Municipal Administrator has the authority to redistribute appropriations between accounts within specific Divisions of the General Fund, within Enterprise Funds and within Internal Service Funds. Authorized expenditures may not be redistributed between operating and capital budgets. Redistributions between certain Divisions of the General Fund, between different Funds or between operating and capital budgets of the same Fund, must be approved by the City and Borough of Sitka Assembly.

Internally Funded Capital Projects - Capital projects in excess of \$50,000 are normally accounted for in separate Capital Project Funds. Due to increased control initiated in FY97 some projects less than \$50,000 will be accounted for in Capital Project Funds. If such projects are funded through grants, donations, or revenue generated by the project, such revenues are accounted for directly under the Capital Project Fund. If a project is funded through the transfer of equity from the General Fund or a Proprietary Fund, the transfer is budgeted as *Interfund Transfers or Advances to Other Funds* under the General Fund or Proprietary Fund, and an *Advances From Other Funds* under the Capital Project Fund. For proprietary funds, capital construction is accounted for in separate capital project funds for internal management purposes only; and the end of the fiscal year, all proprietary fund capital projects are closed back to the parent fund through adjusting journal entries. Thus, if projected expenditures for Capital Project Funds lag behind expected levels, actual amounts of year-end working capital may exceed projected levels.

Fixed Assets - For budgeting purposes the minimum level for fixed assets is set at \$5,000 and for infrastructure is set at \$10,000.